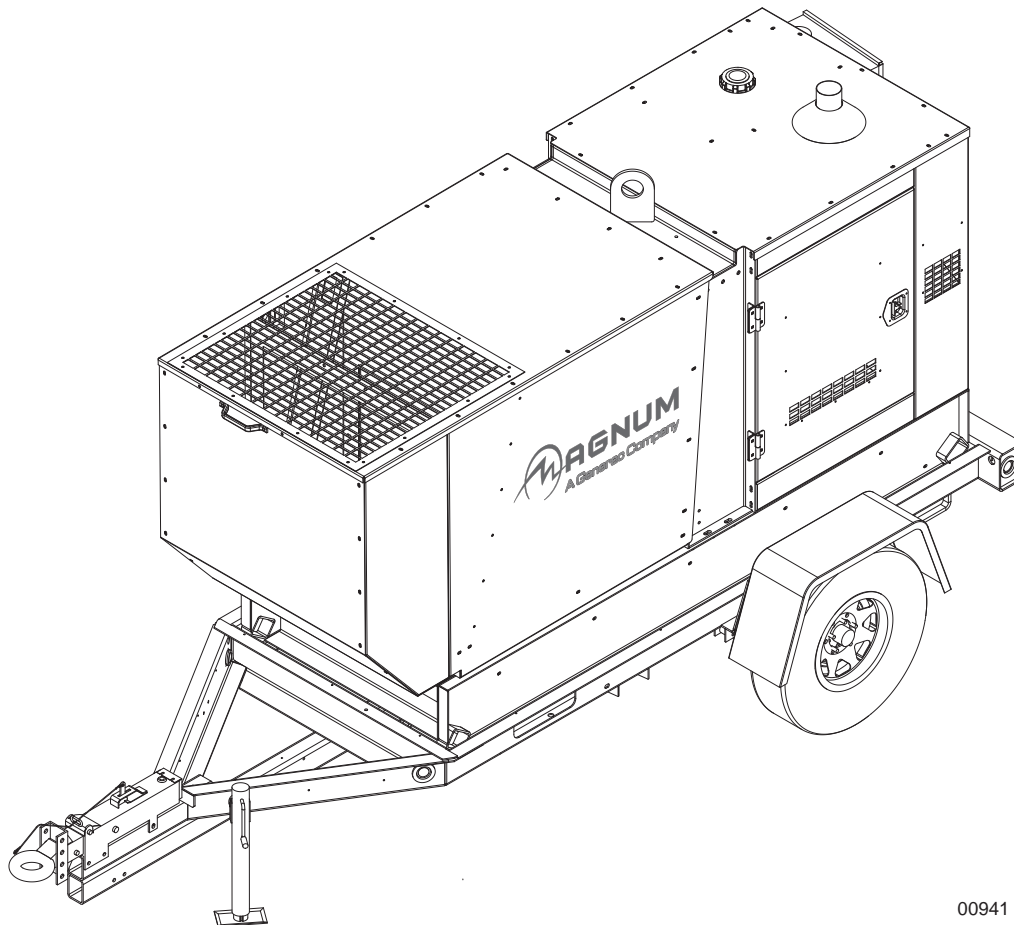




**DIESEL GENERATOR
MGG100M**



00941

PARTS MANUAL

▲ WARNING

CALIFORNIA PROPOSITION 65 WARNING: Engine exhaust and some of its constituents are known to the state of California to cause cancer, birth defects, and other reproductive harm.

▲ WARNING

CALIFORNIA PROPOSITION 65 WARNING: This product contains or emits chemicals known to the state of California to cause cancer, birth defects, and other reproductive harm.

Introduction

This parts manual was prepared based on the information available at the time of publication and is subject to change without notice. Magnum Power Products LLC reserves the right to change parts at any time. To check whether a revised parts manual is available, contact Magnum Power Products LLC.

DO NOT MODIFY or use this equipment for any application other than which it was designed for. To keep your equipment fully operational, it is suggested you maintain a stock of commonly used maintenance or service parts. A recommended spare parts list can be found in the back of this manual. To order service parts, please go to the Magnum website or call Magnum Power Products LLC.

⚠ WARNING

Before operating or servicing this equipment, read and understand the Magnum Operating Manual which was included with the unit when shipped from the factory. Failure to do so increases the risk of injury to yourself or others.

MAGNUM POWER PRODUCTS LLC

215 Power Drive • Berlin, WI 54923 U.S.A.

Phone: 920-361-4442

FAX: 920-361-4416

Toll Free: 1-800-926-9768

www.magnumpower.com

For technical or parts QUESTIONS, please contact the Magnum Power Products LLC Customer Support or Technical Support team at 1-800-926-9768.

Engine Make: _____

Engine Serial Number: _____

Engine Model Number: _____

Generator Make: _____

Generator Model Number: _____

Generator Serial Number: _____

Unit Model Number: _____

Unit Serial Number: _____

Dealer Name: _____

Dealer Phone Number: _____

This Page Intentionally Left Blank

Table of Contents

Parts Manual Instructions.....	1
Enclosure Panels.....	2
Unit Decals - Exterior.....	4
Unit Decals - Left Side Interior.....	5
Unit Decals - Right Side Interior	6
Unit Decals - Control Box, Disconnect Box	7
Doors, Roof, Rear Panel, And Front Hood To Unit	8
Front Hood Assembly (1 of 2).....	10
Front Hood Assembly (2 of 2).....	12
Left Rear Door Assembly	14
Control Door Assembly.....	16
Roof Assembly	18
Rear Panel Assembly	20
End And Side Panels To Unit	22
Corner Panels To Unit	24
Left Rear Corner Assembly	26
Right Rear Corner Assembly	28
Control Box To Unit	30
Control Box Assembly (1 of 3).....	32
Control Box Assembly (2 of 3).....	34
Control Box Assembly (3 of 3).....	36
Customer Disconnect Box Assembly	38
Cam Lock Assembly Option	40
Lift Structure To Skid Assembly	42
Lift Structure Assembly.....	44
Air Filter Assembly.....	46
Exhaust System Assembly	48
Cooling System Assembly.....	50
Oil Level Controller Assembly	52
Fuel System Assembly	54
Engine And Generator To Skid	56
Engine Assembly (1 of 2)	58
Engine Assembly (2 of 2)	60
Engine Mount Assembly.....	62
Hotstart Option	64
Generator Assembly	66
Skid Assembly	68
Trailer Assembly - Single Axle.....	70
Trailer Assembly - Tandem Axle	72
Axle Assembly	74
Trailer Brake Lines - Single Axle	76
Trailer Brake Lines - Tandem Axle	78
Recommended Spare Parts List.....	80

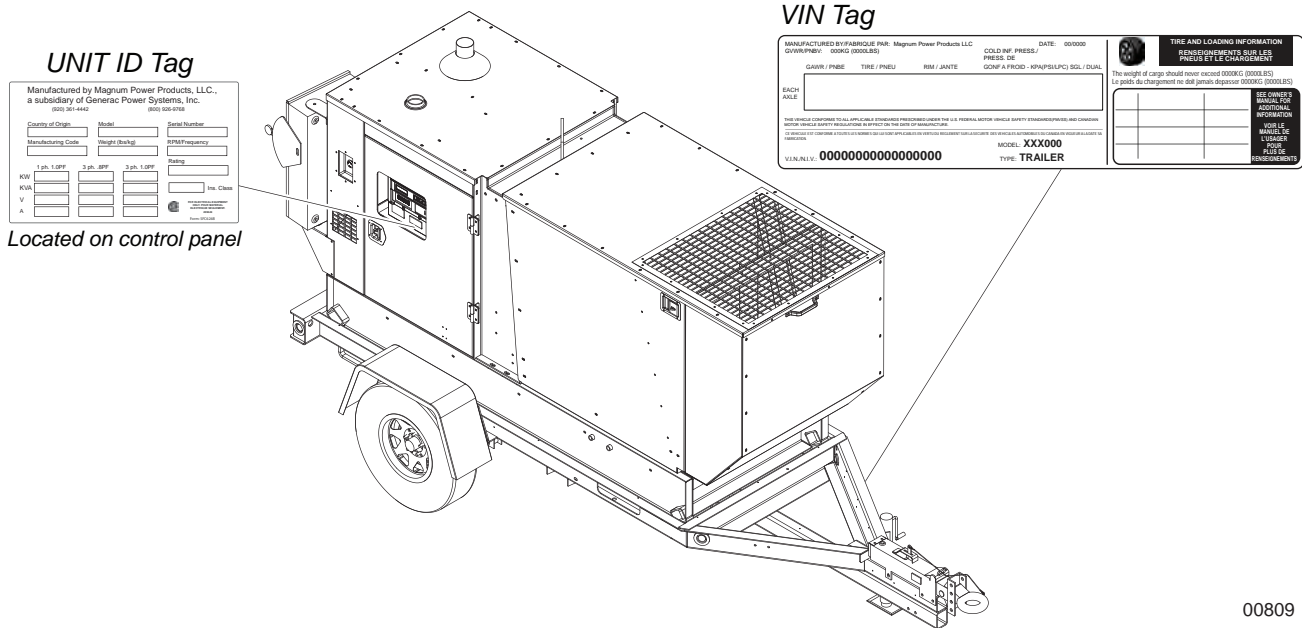
This Page Intentionally Left Blank

Parts Manual Instructions

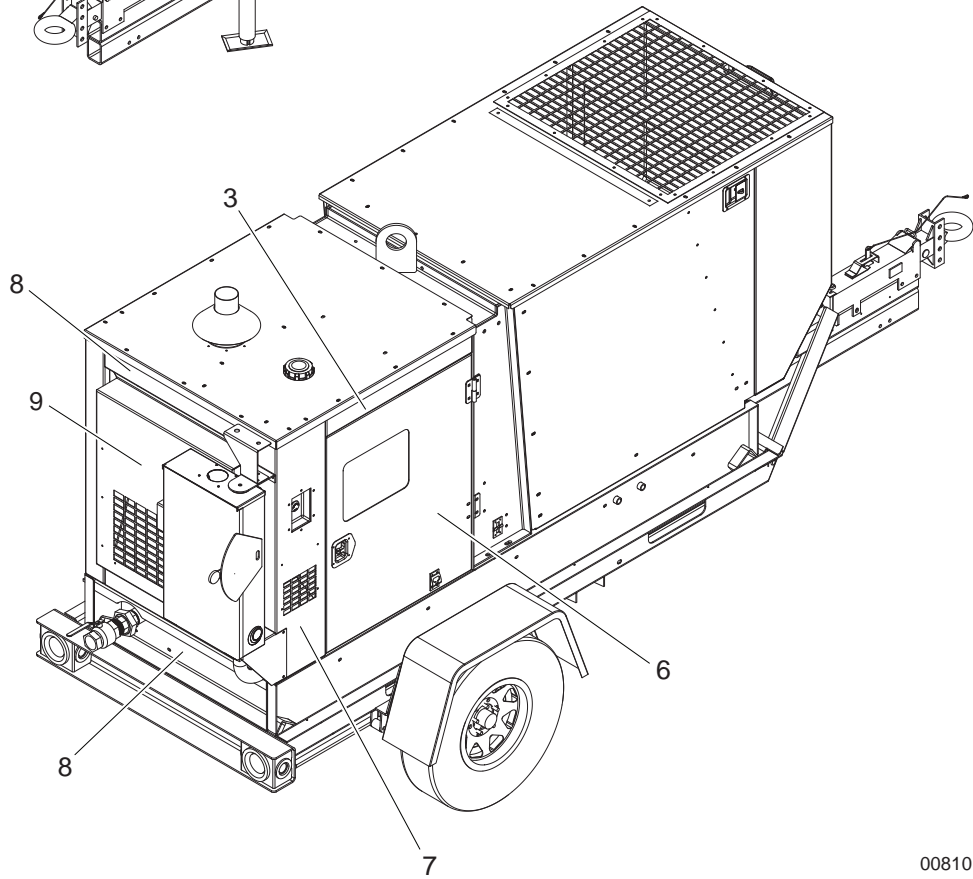
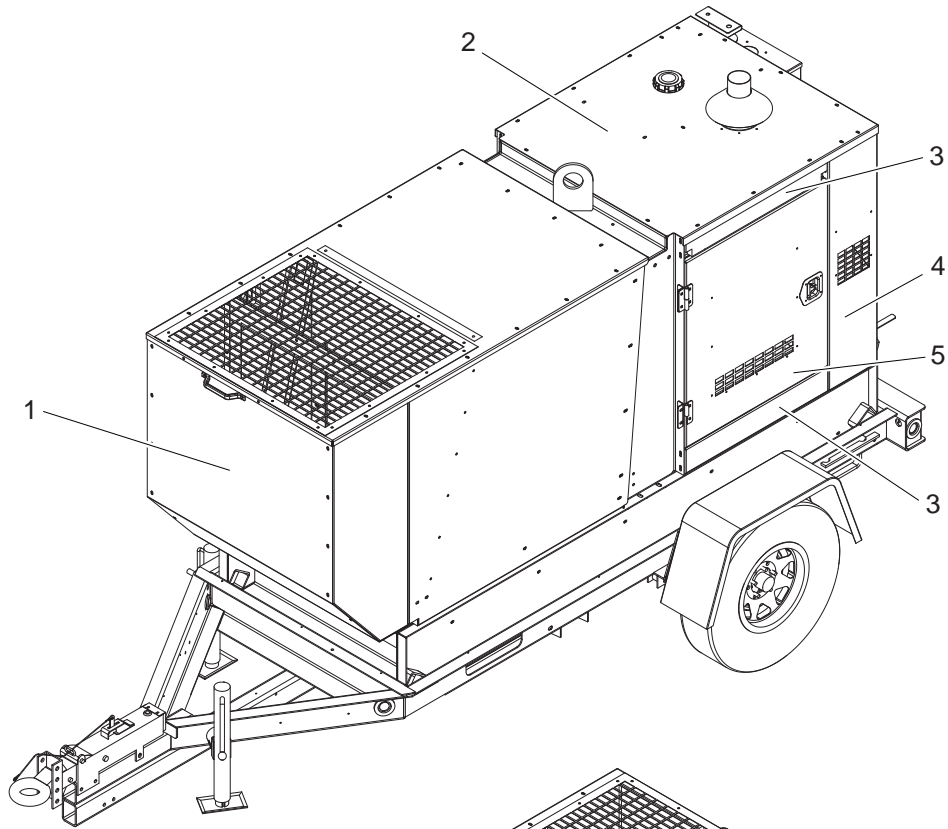
Product illustrations are only representations. Products supplied may vary from the illustrations in this parts manual. Parts not shown are indicated by a double dash (--)

Please be prepared to provide the following information when ordering replacement parts: model number, serial number (on unit serial tag), part number, purchase order number (if applicable), shipping address, shipping method.

Refer to the illustration below to locate the unit ID tag and Vehicle Identification Number (VIN) tag on the unit. Important information, such as the unit serial number, model number, VIN and tire loading information are found on these tags. Record the information from these tags in the space provided on the front cover so it is available if the tags are lost or damaged. When ordering parts or requesting assistance, you may be asked to provide this information.



ENCLOSURE PANELS

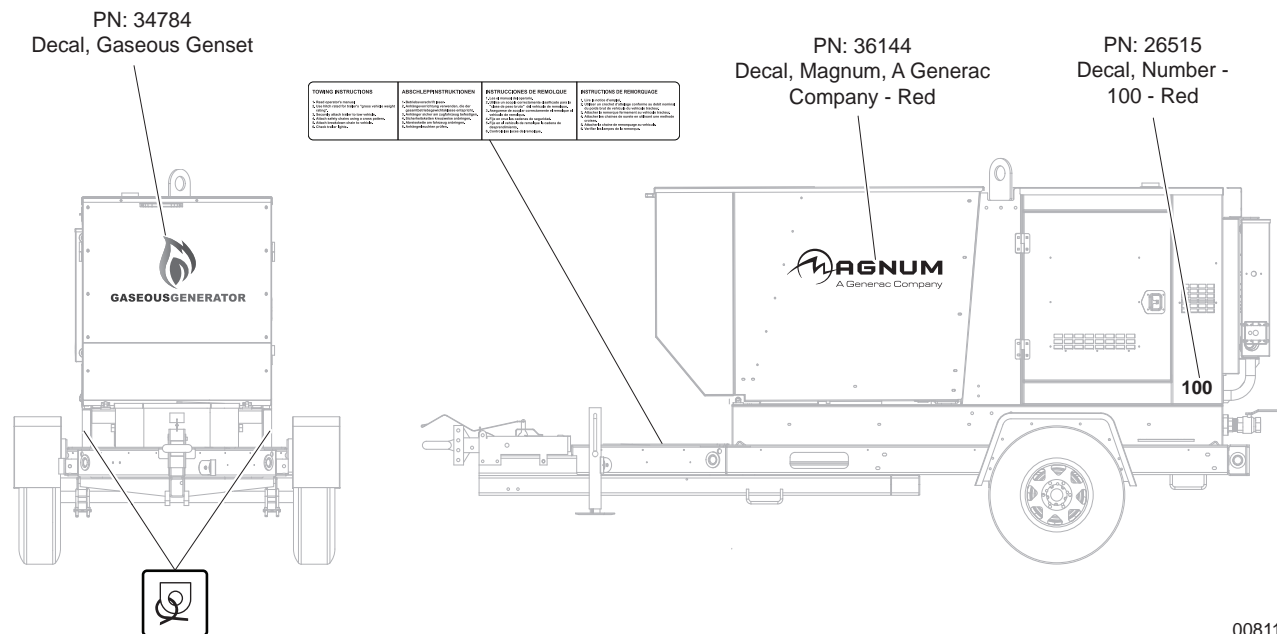
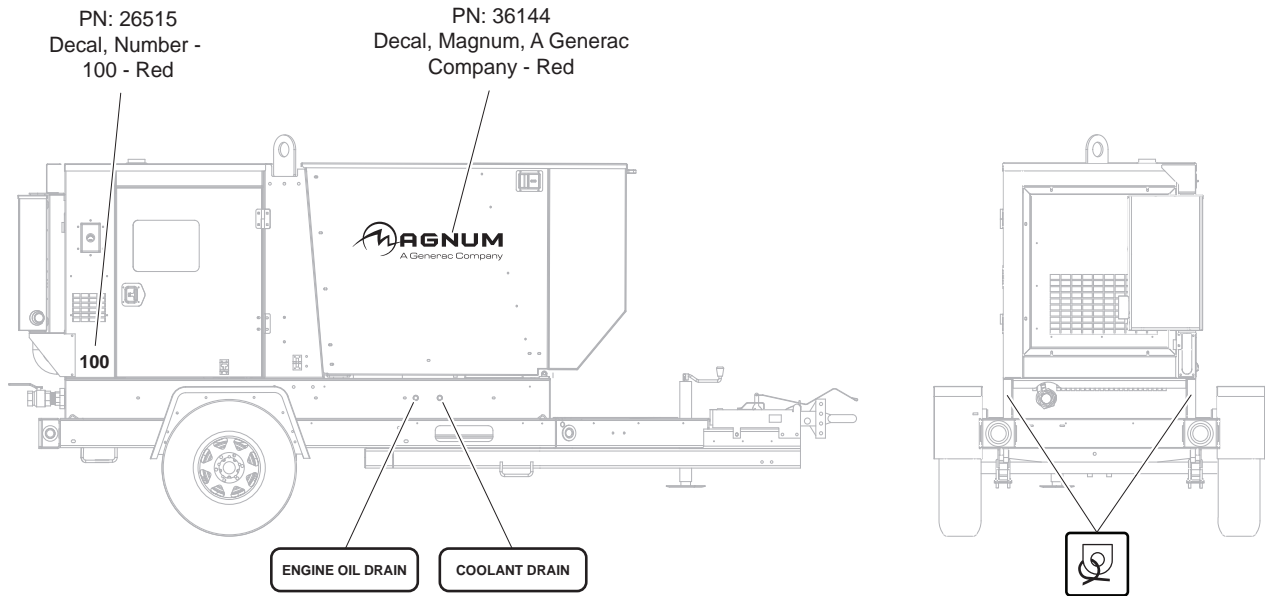


00810

ENCLOSURE PANELS

Item	Part No.	Qty	Description	Notes
1	<i>Page 10</i>	1	Front hood assembly	
2	<i>Page 18</i>	1	Roof assembly	
3	<i>Page 22</i>	3	Side panel assembly	
4	<i>Page 26</i>	1	Left rear corner assembly	
5	<i>Page 14</i>	1	Left rear door assembly	
6	<i>Page 16</i>	1	Control door assembly	
7	<i>Page 28</i>	1	Right rear corner assembly	
8	<i>Page 22</i>	2	End panel assembly	
9	<i>Page 20</i>	1	Rear panel assembly	

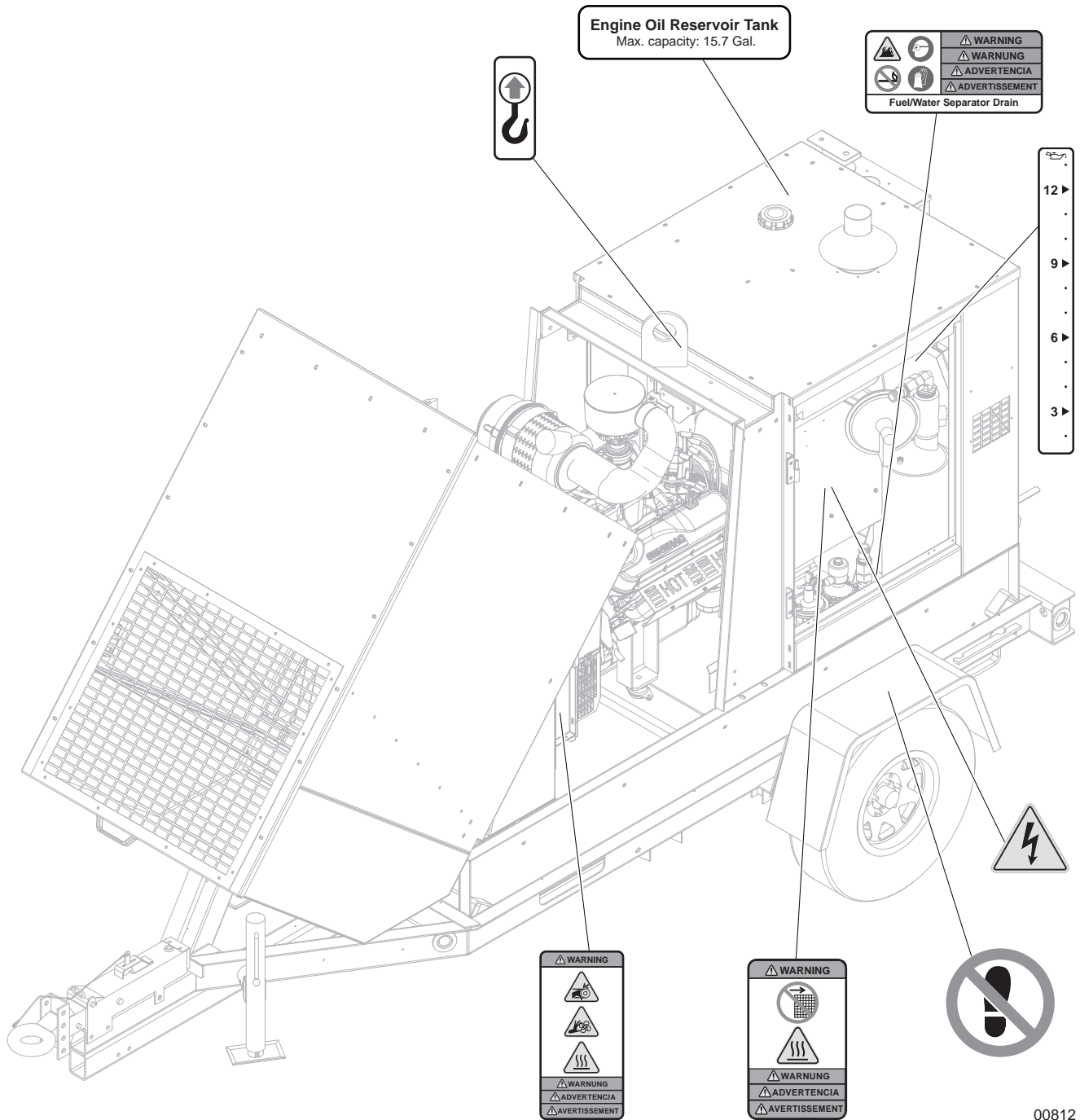
UNIT DECALS - EXTERIOR



00811

Note: All safety and operating decals are located on decal sheet 34551, unless otherwise noted.

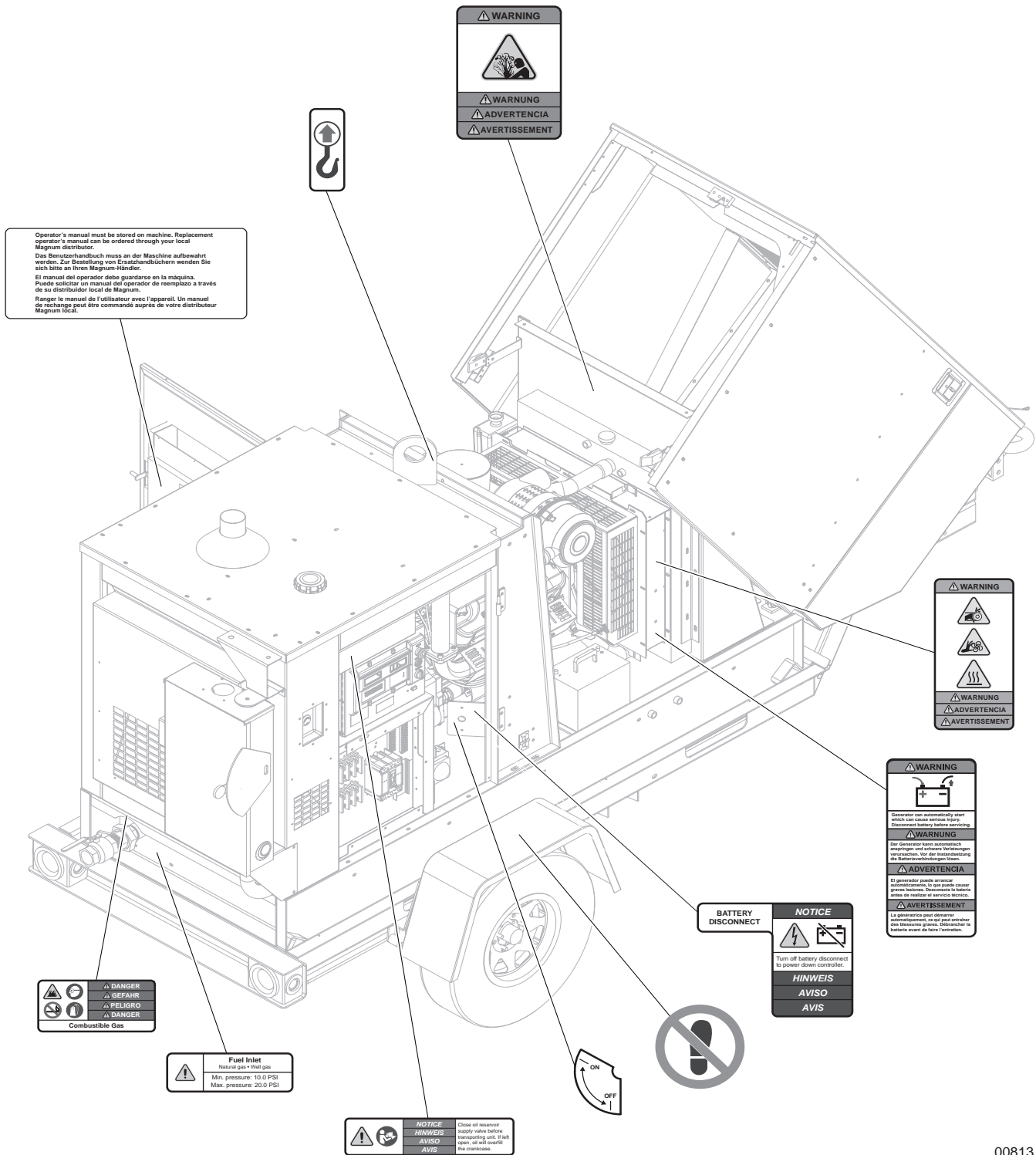
UNIT DECALS - LEFT SIDE INTERIOR



00812

Note: All safety and operating decals are located on decal sheet 34551, unless otherwise noted.

UNIT DECALS - RIGHT SIDE INTERIOR



00813

Note: All safety and operating decals are located on decal sheet 34551, unless otherwise noted.

UNIT DECALS - CONTROL BOX, DISCONNECT BOX

NEUTRAL BONDED TO FRAME
 NULLETTEN AN RAHMEN ANGESCHLOSSEN
 NEUTRO CONNECTED AL BASTIONE
 POSITION NEUTRE LORSQUE FINE AU CADRE

DAILY MAINTENANCE CHECKS

PERFORM THESE CRITICAL MAINTENANCE CHECKS BEFORE OPERATING THE GENERATOR.

ENCLOSURE AND TRAILER CHECKS

1. Verify trailer is level and tires are blocked.
2. Check trailer tire pressure.
3. Verify radiator, exhaust and any enclosure vents are clear and free of obstructions.
4. Inspect electrical output wiring and connections.

ENGINE CHECKS

1. Check engine coolant level.
2. Check engine belts for cracks, wear, and damage.
3. Check engine cooling system hoses for leaks or damage.
4. Inspect engine air filter, empty dust separator (if equipped).
5. Check engine cooling fan bearing for lubrication.

FUEL SYSTEM CHECKS

1. Check fuel pressure on separator gauge (15-20 psi).
2. Inspect all fuel hoses and fittings for leaks or damage.
3. Drain fuel/water separator into a suitable container; dispose of contaminated water according to regulations.

LUBRICATION SYSTEM CHECKS

1. Verify oil reservoir valve is open for operation (closed for transport).
2. After the engine has been stopped for a minimum of 10 minutes the oil level will increase slightly in the sight glass from the operating level. When the engine is operating the oil should be just below half way on the sight glass.

VALVE OPEN FOR OPERATION

VALVE CLOSED FOR TRANSPORT

OIL LEVEL WITH ENGINE RUNNING

OIL LEVEL

PN: 38111
 Decal,
 Maintenance Checks,
 Magnum

⚠️

Read and understand the supplied operator's manual before operating this machine. Failure to do so increases the risk of injury to yourself or others.

Sei den Betrieb dieser Maschine nur mit dem beiliegenden Handbuchs gelesen und verstanden worden. Ein Missverstehen erhöht das eigene Verletzungsrisiko und das anderer.

Lire y asegúrese de comprender el manual del operador antes de operar esta máquina. No lo contrario, aumenta el riesgo de lesiones a usted y a otras personas.

Lire ac comprene le manuel de l'utilisateur avant d'opérer cette machine. Le contraire aura des conséquences de sécurité pour vous et pour les autres.

NOTICE
 Turn off battery disconnect to power down controller.

HINWEIS
AVISO
AVIS

⚠️ **⚡** **⚠️** **⚠️** **⚠️**

⚠️ DANGER
⚠️ GEFAHR
⚠️ PELIGRO
⚠️ DANGER

L1 **L2** **L3**

20A **120V**

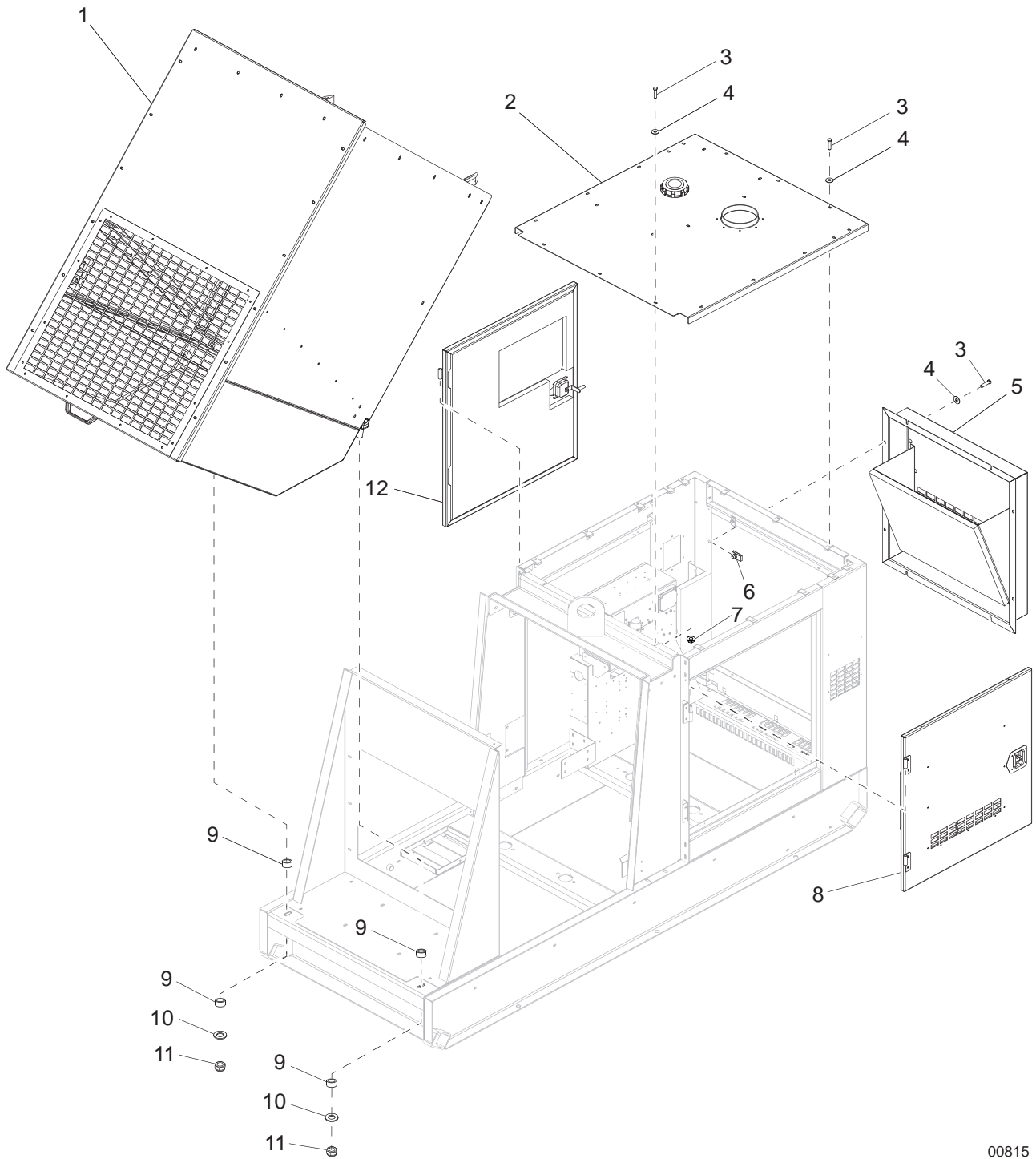
⚡ **N** **L1** **L2** **L3**

PN: 12142
 Decal, Ground

00814

Note: All safety and operating decals are located on decal sheet 34551, unless otherwise noted.

DOORS, ROOF, REAR PANEL, AND FRONT HOOD TO UNIT

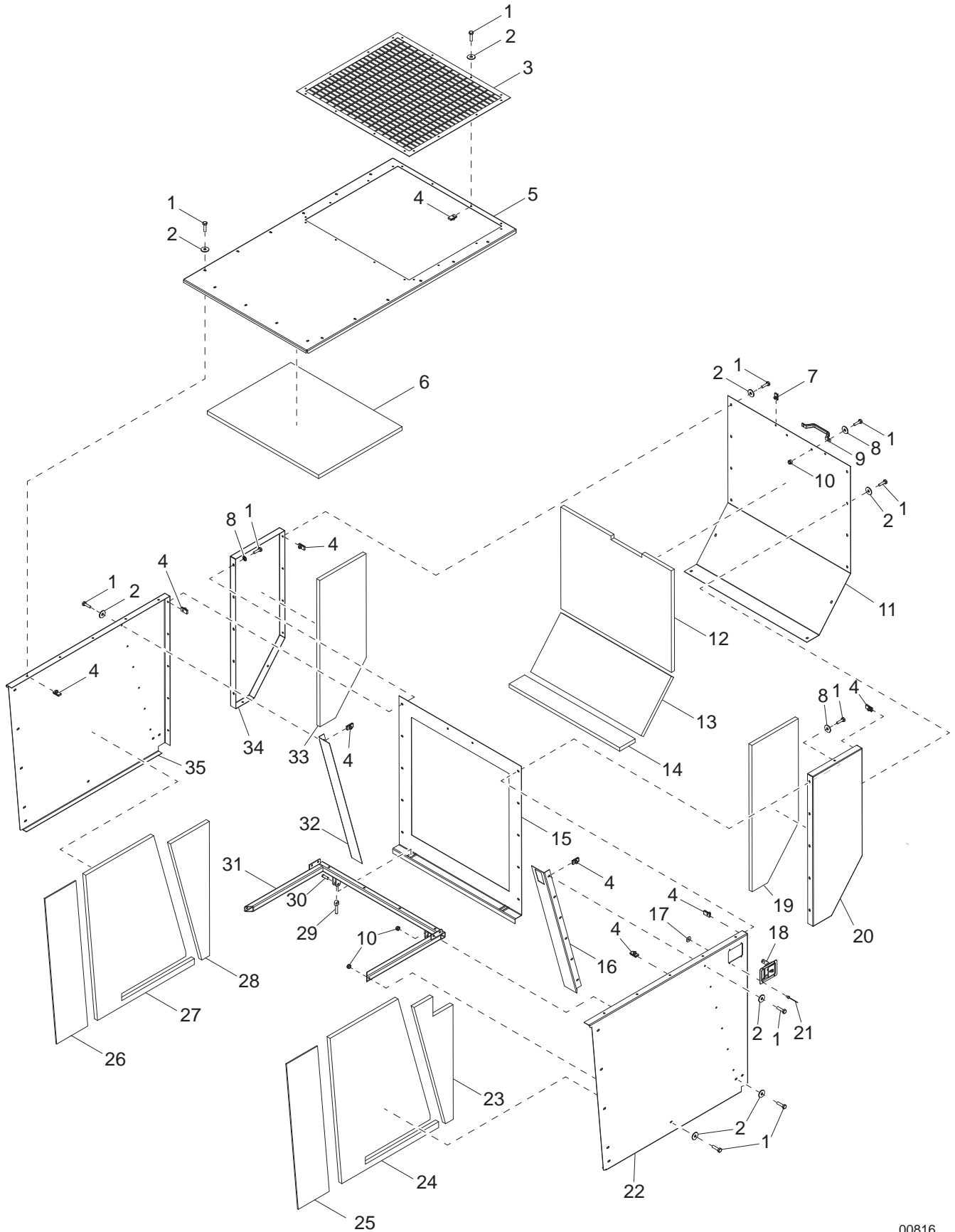


00815

DOORS, ROOF, REAR PANEL, AND FRONT HOOD TO UNIT

Item	Part No.	Qty	Description	Notes
1	Page 10	1	Assembly, front hood	
2	Page 18	1	Assembly, roof	
3	60507	16	Screw, .312-18 x 1.0 std hex, SS	
4	60452	16	Washer, .313 flat 1.125/1.0 bonded rubber, SS	
5	Page 20	1	Assembly, rear panel	
6	60505	4	Nut, .312-18 U-clip - long type	
7	60095	3	Nut, .312-18 sflg	
8	Page 14	1	Assembly, left door	
9	24748B	4	Spacer, rod end	
10	60699	2	Washer, .500 flat 1.070/.080, SS	
11	62221	2	Nut, .500-13 nylock, G5	
12	Page 16	1	Assembly, control door	
--	50187	20 ft	Seal, door, D-shaped .750	

FRONT HOOD ASSEMBLY (1 OF 2)

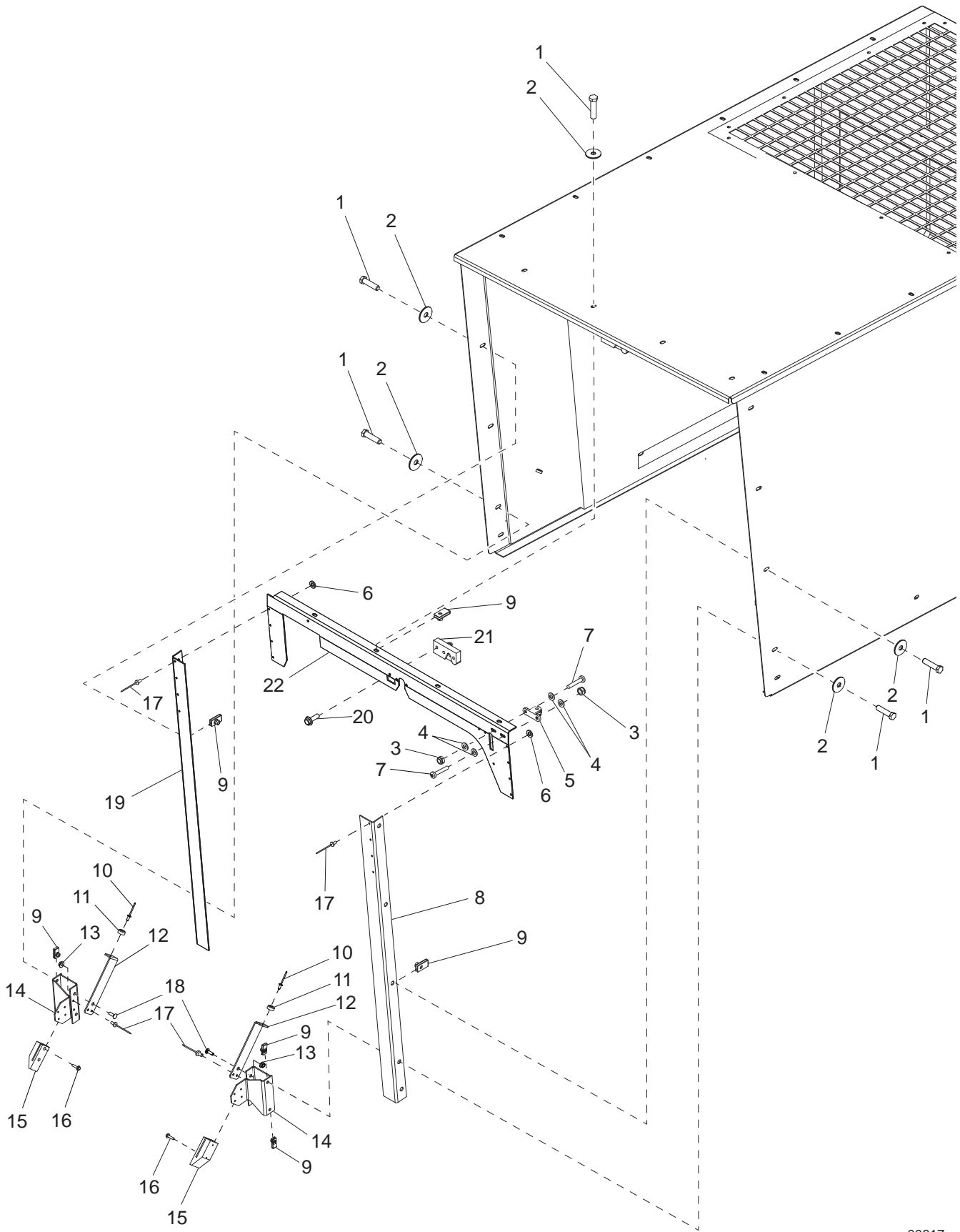


00816

FRONT HOOD ASSEMBLY (1 OF 2)

Item	Part No.	Qty	Description	Notes
1	60507	82	Screw, .312-18 x 1.0 std hex, SS	
2	60452	80	Washer, .313 flat 1.125/1.0 bonded rubber, SS	
3	32723B	1	Panel, exhaust grate	
4	60505	62	Nut, .312-18 U-clip - long type	
5	32707W	1	Panel, front hood - top	
6	36807	1	Foam, front hood - top	
7	62086	2	Nut, .312-18 U-clip - short type	
8	60340	12	Washer, .312 flat .875/.040, SS	
9	26288	1	Handle, front hood access	
10	60303	8	Nut, .312-18 nylock, G2	
11	32706W	1	Panel, front hood	
12	32309	1	Foam, front hood - top	
13	35757	1	Foam, front hood - center	
14	32823	1	Foam, front hood - bottom	
15	32708W	1	Panel, front hood - center	
16	32535W	1	Panel, front right inside hood	
17	60041	4	Washer, M5 flat	
18	24676	1	Latch, paddle w/padlock handle	
19	32825	1	Foam, front hood - right	
20	32717W	1	Panel, right front corner	
21	60268	4	Rivet, .188 dia x .126 to .250 grip, SS	
22	30550W	1	Panel, right front side hood	
23	32827	1	Foam, front hood - right	
24	36804	1	Foam, front hood - right	
25	36808	1	Foam, front hood - right	
26	36809	1	Foam, front hood - left	
27	36805	1	Foam, front hood - left	
28	32826	1	Foam, front hood - left	
29	60989	2	Bolt, .500-13 x 3.125 rod end	
30	63272	2	Pin, clevis - .500 dia x 1.25	
31	30555B	1	Weldment, front hood hinge	
32	32536W	1	Panel, front left inside hood	
33	32824	1	Foam, front hood - left	
34	32716W	1	Panel, left front corner	
35	30549W	1	Panel, left front side hood	
--	50197	8 ft	Weatherstripping - .06 x 1.0	Used on item 34 and 35
--	50197	8 ft	Weatherstripping - .06 x 1.0	Used on item 20 and 22
--	50197	12 ft	Weatherstripping - .06 x 1.0	Used on item 3
--	50354	16 ft	Seal, rubber - bubble type, .750	Used on item 22 and 33
--	50358	12 ft	Seal, rubber - bubble type	Used on item 5
--	19350	3 ft	Seal, door	Used on item 11
--	36796	1	Assembly, front hood	

FRONT HOOD ASSEMBLY (2 OF 2)

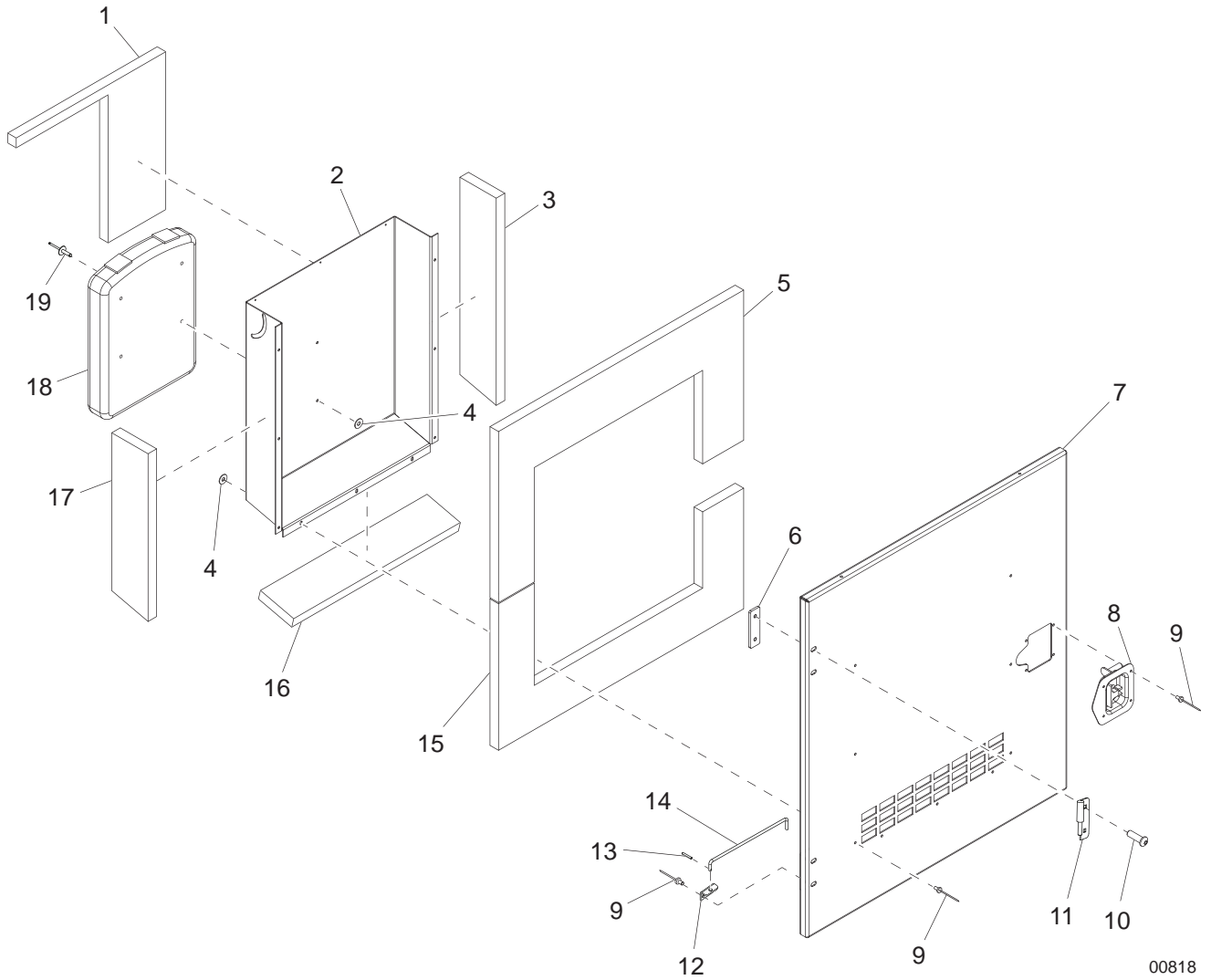


00817

FRONT HOOD ASSEMBLY (2 OF 2)

Item	Part No.	Qty	Description	Notes
1	60507	14	Screw, .312-18 x 1.0 std hex, SS	
2	60452	14	Washer, .313 flat 1.125/1.0 bonded rubber, SS	
3	60061	2	Nut, 10-32 nylock	
4	60067	4	Washer, #10 flat .435/.060, SS	
5	24441	1	Pulley, cable - .750 in	
6	60041	8	Washer, M5 flat	
7	60062	2	Screw, 10-32 x .750 pan phil, G2	
8	30548B	1	Bracket, side sealing - right	
9	60505	14	Nut, .312-18 U-clip - long type	
10	60267	2	Rivet, .125 dia x .191 to .270 grip, alum	
11	15215	2	Bumper, rubber	
12	35107B	2	Bracket, hood stop	
13	60095	2	Nut, .312-18 sflg	
14	24450B	2	Weldment, hood locater	
15	30249	2	Shoe, hood guide, molded	
16	60426	4	Screw, 8-18 x .750 sflg hex, G2, thread forming	
17	60268	10	Rivet, .188 dia x .126 to .250 grip, SS	
18	60654	2	Screw, .312-18 x 1.0 button hex, SS	
19	49981B	1	Bracket, side sealing - left	
20	60523	3	Screw, .250-20 x .875 sflg hex	
21	26287	1	Latch, remote, right hand w/spring return	
22	30547B	1	Bracket, top sealing - front	
--	32359	1	Cable, remote latch, 74 in	Attach to item 21
--	24450B	2	Weldment, hood locater	

LEFT REAR DOOR ASSEMBLY

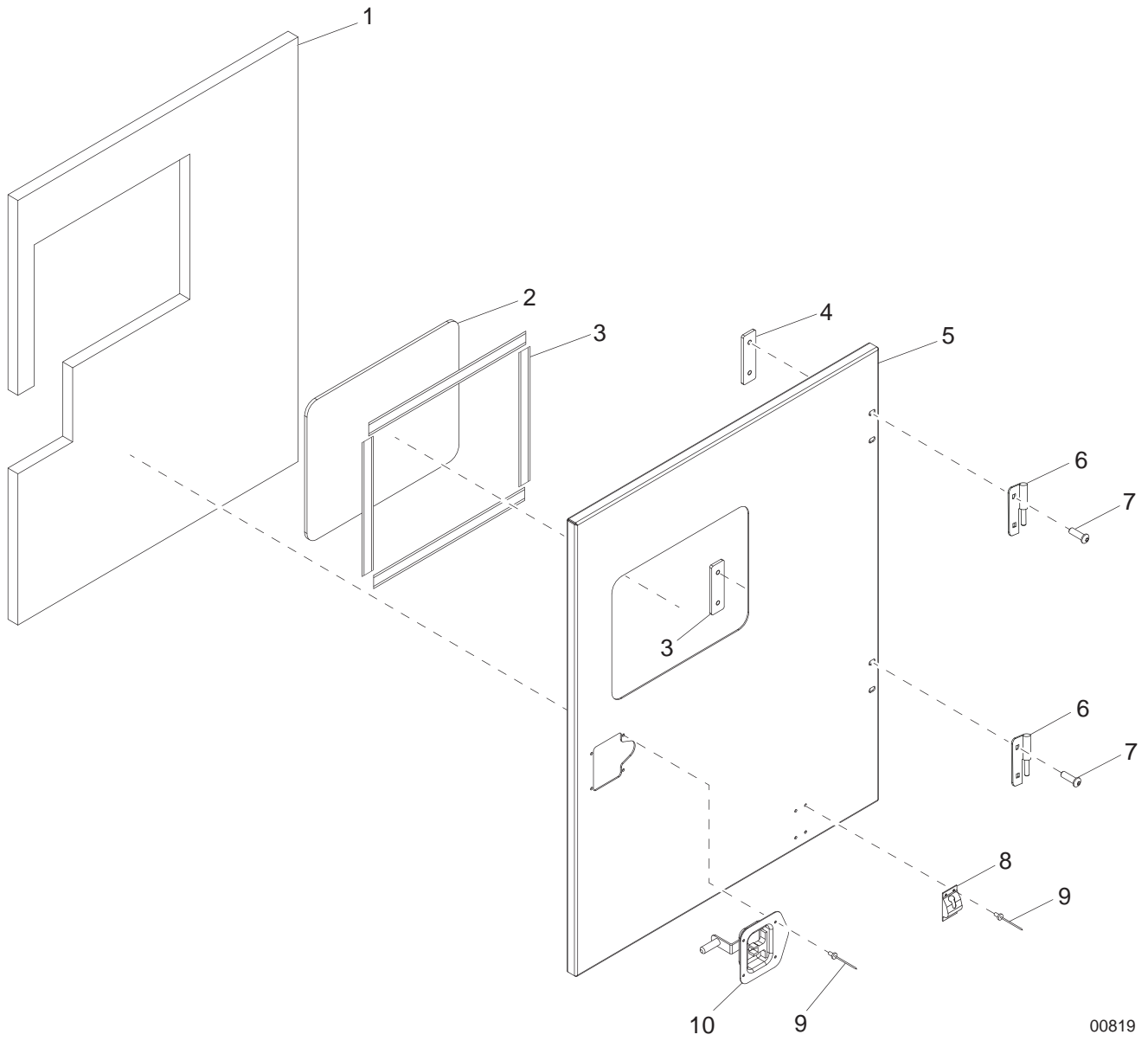


00818

LEFT REAR DOOR ASSEMBLY

Item	Part No.	Qty	Description	Notes
1	35403	1	Foam, duct - face	
2	35402W	1	Duct, door	
3	21122	1	Foam, duct - left	
4	60041	13	Washer, M5 flat	
5	35404	1	Foam, door - top	
6	36672ZC	2	Plate, hinge back, threaded	
7	36751W	1	Panel, door	
8	22497	1	Latch, T-handle, left cw lock	
9	60268	15	Rivet, .188 x .126 to .250 grip, SS	
10	63346	4	Screw, .312-18 x 1.0 button socket cap, SS	
11	18459	2	Hinge, right - male	
12	20916Z	1	Bracket, prop rod	
13	60048	1	Pin, roll - .125 x .625	
14	18900ZC	1	Rod, door prop	
15	35405	1	Foam, door - bottom	
16	23344	1	Foam, duct - lower	
17	21121	1	Foam, duct - right	
18	24540	1	Holder, manual - plastic	
19	60195	4	Rivet, .188 dia x .375 to .500 grip, large flange	
--	36752	1	Assembly, left rear door	

CONTROL DOOR ASSEMBLY

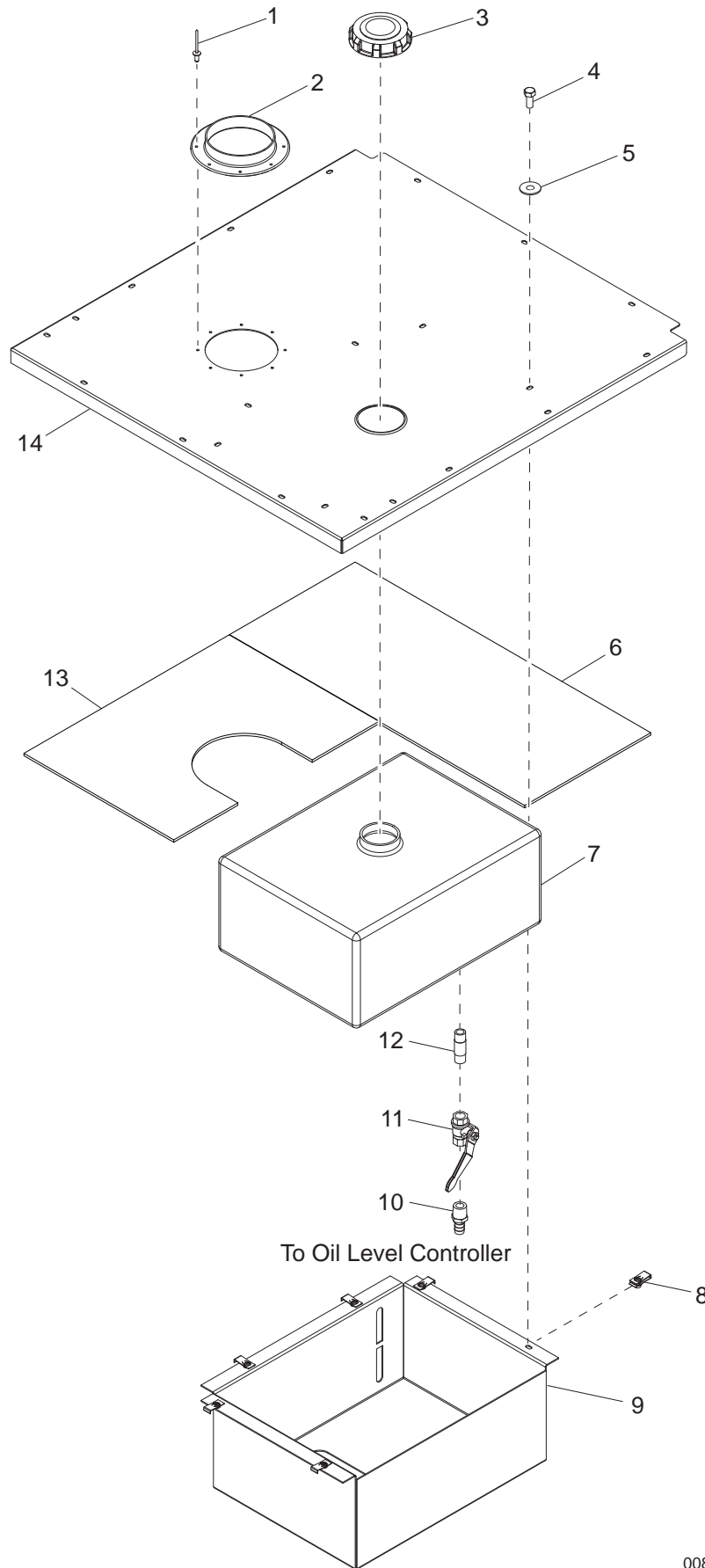


00819

CONTROL DOOR ASSEMBLY

Item	Part No.	Qty	Description	Notes
1	36825	1	Foam, control panel door	
2	21477	1	Window, control door	
3	50192	4.58 ft	Tape, .500 in. double sided, type VHB	
4	36672ZC	2	Plate, hinge back, threaded	
5	36690W	1	Door, control	
6	18461	2	Hinge, left - male	
7	63346	4	Screw, .312-18 x 1.0, button socket cap, SS	
8	62225	1	Latch, door - stainless cable w/ball	
9	60268	8	Rivet, .188 dia x .126 to .250 grip, SS	
10	22498	1	Latch, T-handle, right ccw lock	
--	36810	1	Assembly, control door	

ROOF ASSEMBLY

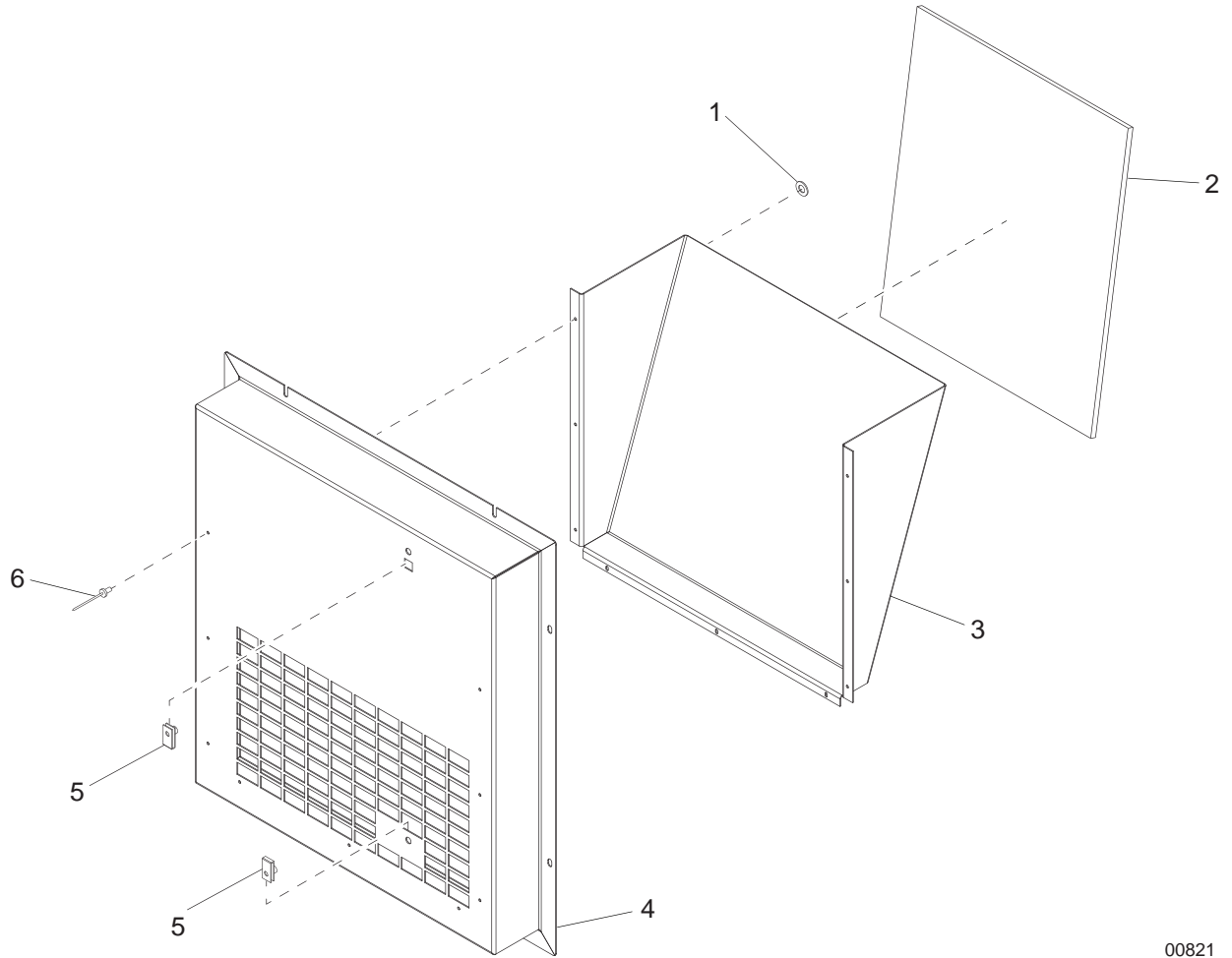


00820

ROOF ASSEMBLY

Item	Part No.	Qty	Description	Notes
1	60268	8	Rivet, .188 dia x .126 to .250 grip, SS	
2	35756B	1	Flange, exhaust sleeve	
3	12521	1	Cap, oil reservoir w/vent, 3.5 in. dia, black w/lanyard	
4	60507	6	Screw, .312-18 x 1.0 std hex, SS	
5	60452	6	Washer, .313 flat 1.125/1.0 bonded rubber, SS	
6	32822	1	Foam, rear roof	
7	34759	1	Tank, oil - 16 gal	
8	60505	6	Nut, .312-18 U-clip - long type	
9	36865W	1	Pan, oil tank support	
10	40728	1	Fitting, strt - .500MNPT x .500 barb	
11	19279	1	Valve, ball .500NPTF	
12	60438	1	Fitting, nipple, pipe .500NPT x close	
13	36819	1	Insulation, ceramic roof	
14	36802W	1	Panel, roof	
--	36798	1	Assembly, roof	

REAR PANEL ASSEMBLY

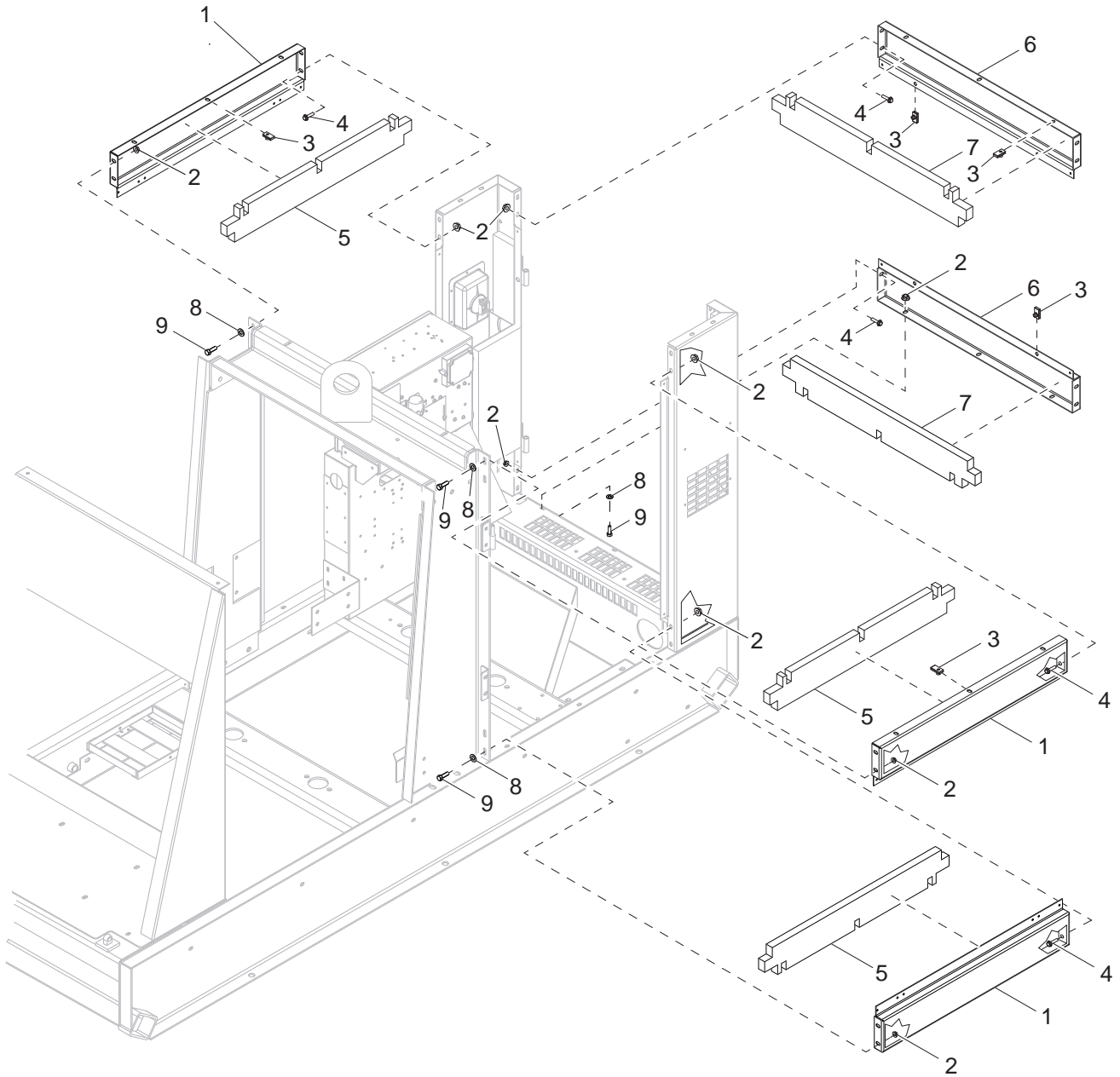


00821

REAR PANEL ASSEMBLY

Item	Part No.	Qty	Description	Notes
1	60041	9	Washer, M5 flat	
2	35824	1	Foam, rear duct	
3	36801W	1	Duct, rear panel	
4	36800W	1	Panel, rear	
5	60505	2	Nut, .312-18 U-clip - long type	
6	60268	9	Rivet, .188 dia x .126 to .250 grip, SS	
--	50197	12 ft	Weatherstripping - .06 x 1.0	Used on item 4
--	36799	1	Assembly, rear panel	

END AND SIDE PANELS TO UNIT

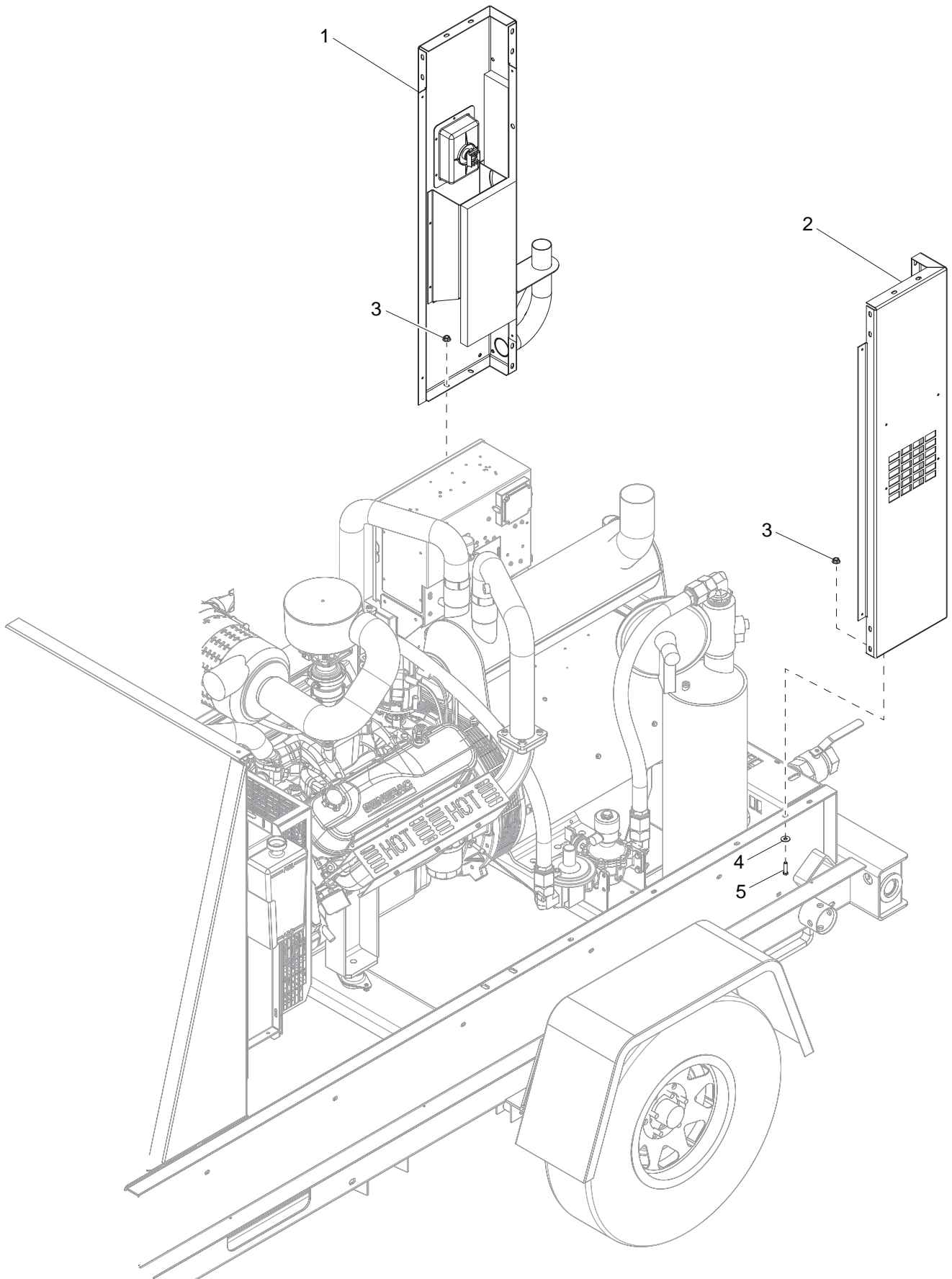


00822

END AND SIDE PANELS TO UNIT

Item	Part No.	Qty	Description	Notes
1	35410W	3	Panel, side	
2	60095	33	Nut, .312-18 sflg	
3	60505	13	Nut, .312-18 U-clip - long type	
4	61091	14	Screw, .312-18 x 1.0 sflg hex, G5	
5	35412	3	Foam, small panel - side	
6	30401W	2	Panel, end	
7	30402	2	Foam, small panel - end	
8	60340	9	Washer, .312 flat .875/.040, SS	
9	60507	9	Screw, .312-18 x 1.0 std hex, SS	
--	50197	2.58 ft	Weatherstripping - .06 x 1.0	Used on item 1
--	30403	2	Assembly, end panel	Includes items 6-7
--	35411	3	Assembly, side panel	Includes items 1, 5

CORNER PANELS TO UNIT

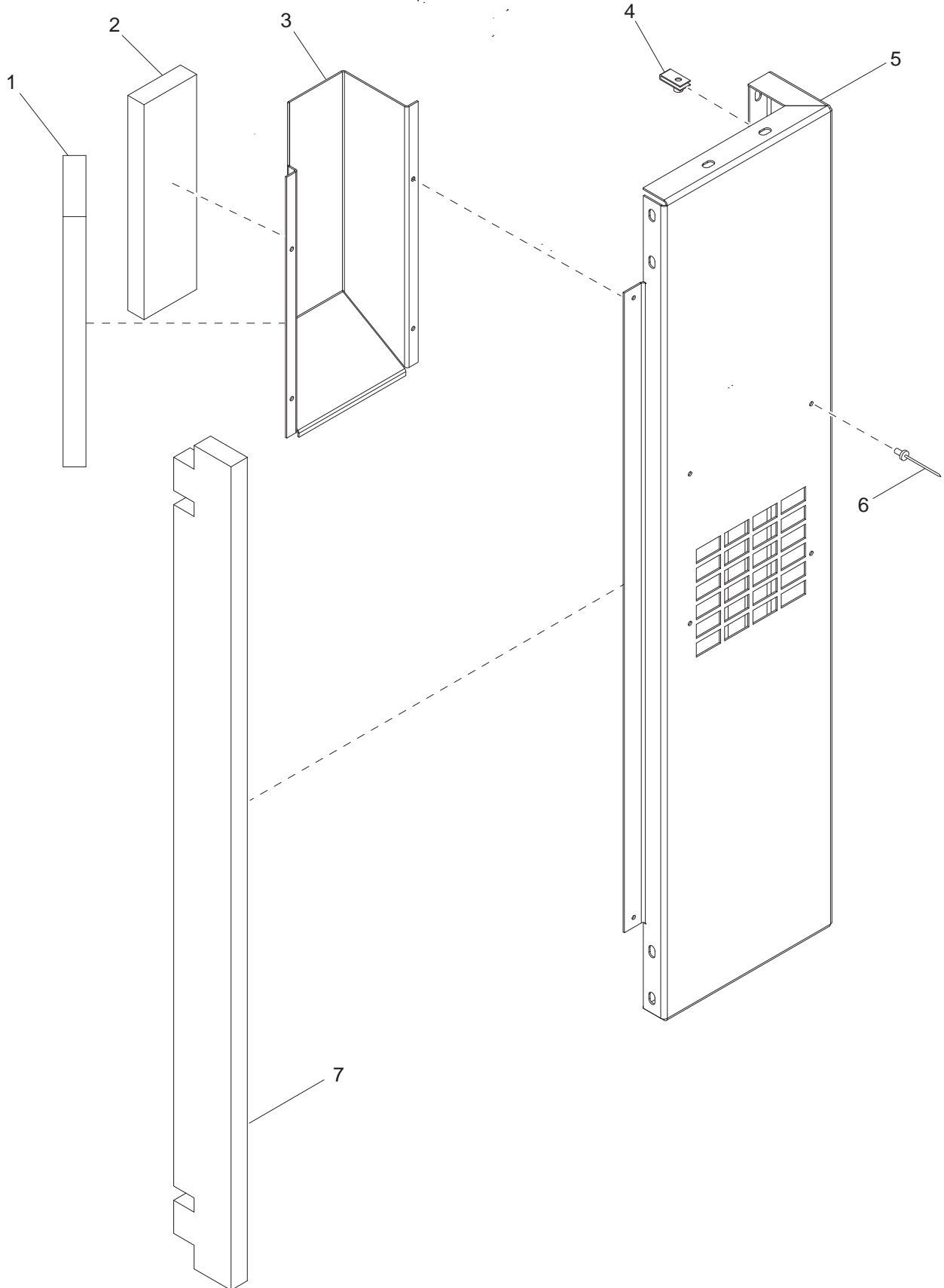


00823

CORNER PANELS TO UNIT

Item	Part No.	Qty	Description	Notes
1	Page 28	1	Assembly, right rear corner	
2	Page 26	1	Assembly, left rear corner	
3	60095	4	Nut, .312-18 sflg	
4	60340	4	Washer, .312 flat .875/.040, SS	
5	60507	4	Screw, .312-18 x 1.0 std hex, SS	

LEFT REAR CORNER ASSEMBLY

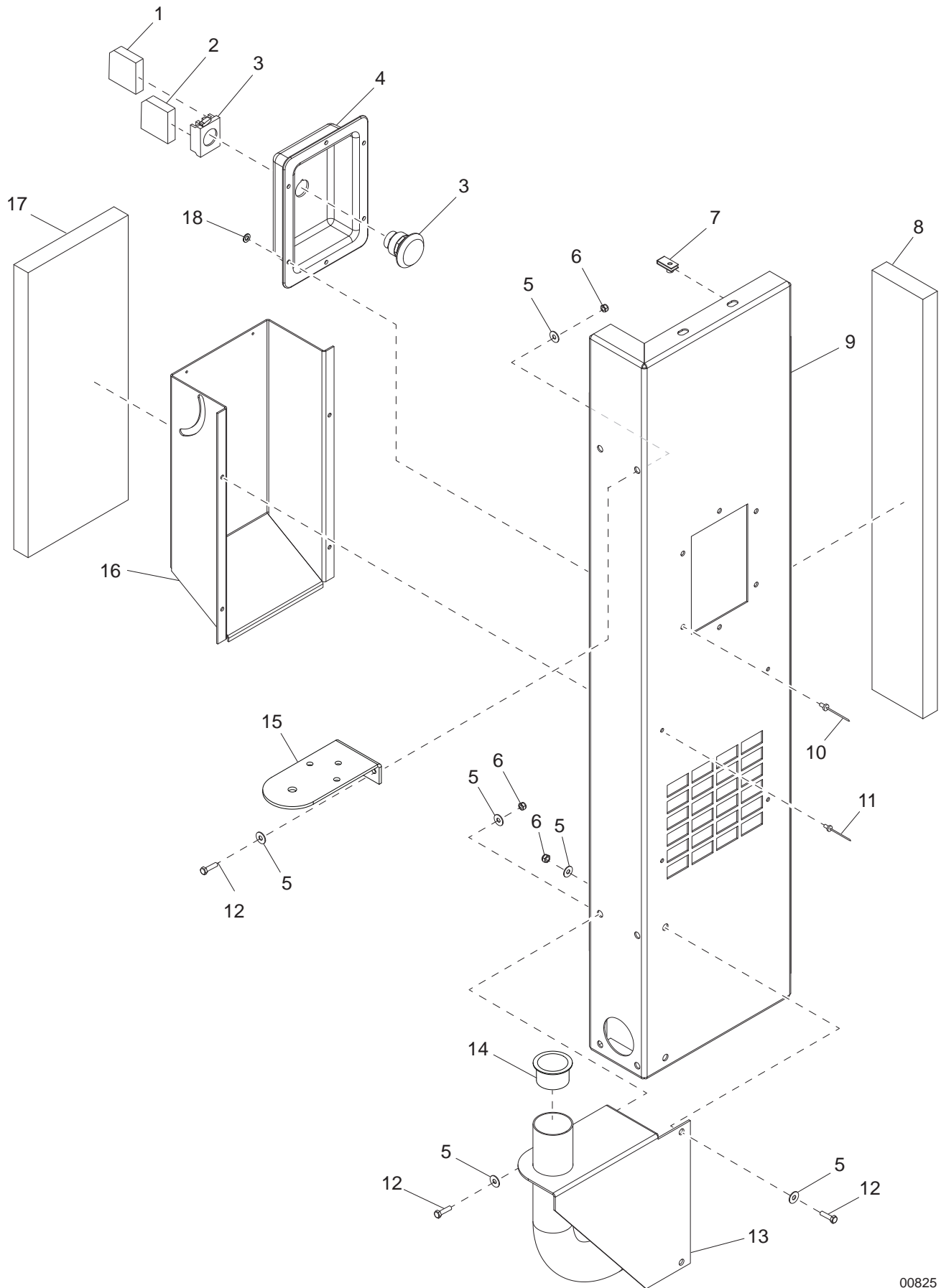


00824

LEFT REAR CORNER ASSEMBLY

Item	Part No.	Qty	Description	Notes
1	35856	1	Foam, small duct - angle	
2	35855	1	Foam, small duct - face	
3	35840W	1	Duct, rear side, canted	
4	60505	2	Nut, .312-18 U-clip - long type	
5	36740W	1	Panel, left rear	
6	60268	4	Rivet, .188 dia x .126 to .250 grip, SS	
7	20795	1	Foam, corner	
--	36741	1	Assembly, left rear corner	

RIGHT REAR CORNER ASSEMBLY

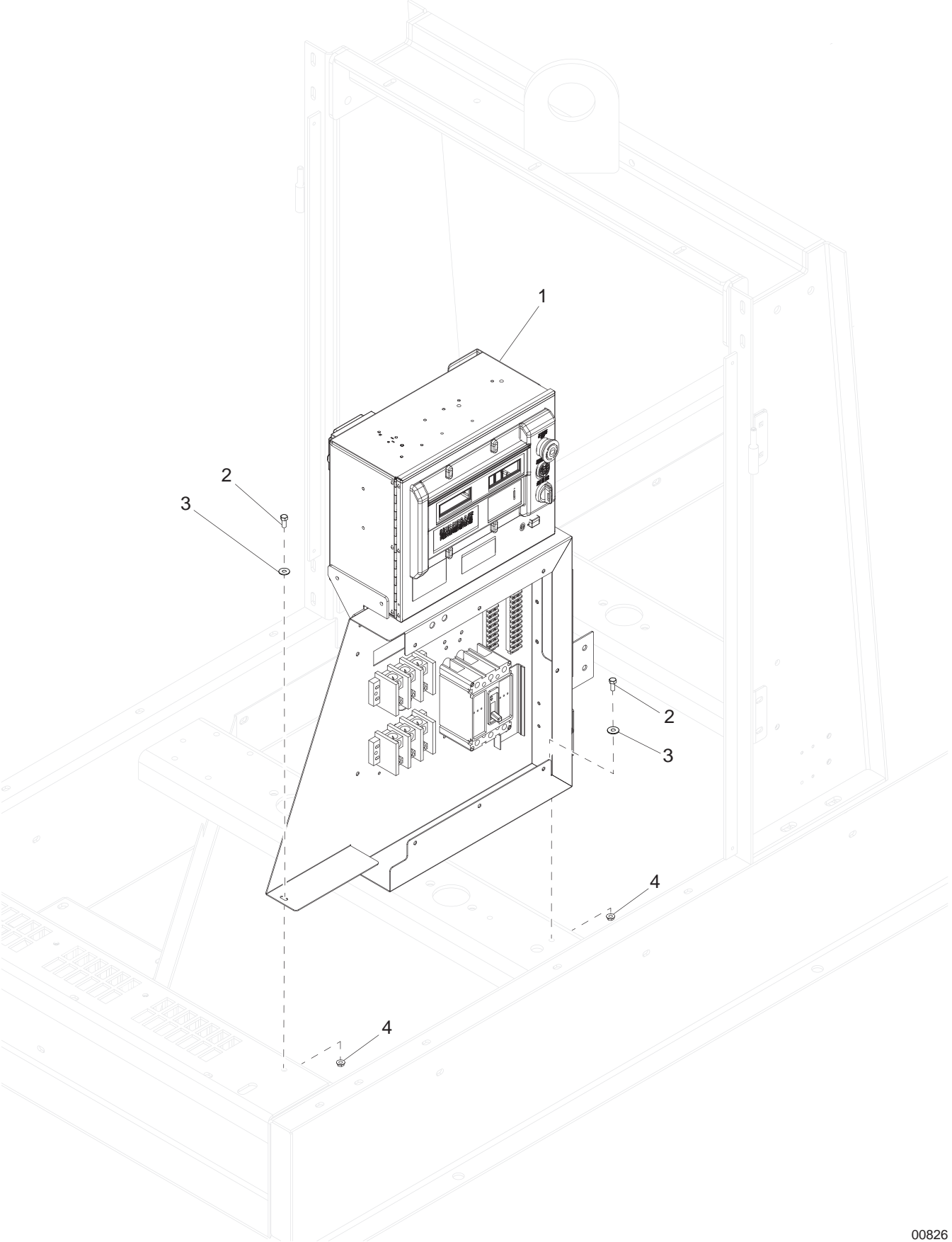


00825

RIGHT REAR CORNER ASSEMBLY

Item	Part No.	Qty	Description	Notes
1	65584	1	Block, E-stop contactor - NO/NO	
2	65580	1	Block, E-stop contactor - NC	
3	65470	1	Switch, E-stop operator	
4	30645	1	Panel, E-stop	
5	60340	16	Washer, .312 flat .875/.040, SS	
6	60303	8	Nut, .312-18 nylock, G2	
7	60505	2	Nut, .312-18 U-clip - long type	
8	35857	1	Foam, corner	
9	36738W	1	Panel, right rear corner	
10	60260	6	Rivet, .188 dia x .375 to .500 grip, SS	
11	60268	4	Rivet, .188 dia x .126 to .250 grip, SS	
12	60507	8	Screw, .312-18 x 1.0 std hex, SS	
13	35364B	1	Weldment, disconnect box mounting bracket	
14	35367	2	Bushing, 2 in. to 2.5 in. anti short	
15	36999B	1	Bracket, disconnect box pivot	
16	60303	8	Nut, .312-18 nylock, G2	
17	20677W	1	Duct, rear air	
18	20798	1	Foam, small duct	
19	60041	6	Washer, M5 flat	
--	36739	1	Assembly, right rear corner	

CONTROL BOX TO UNIT

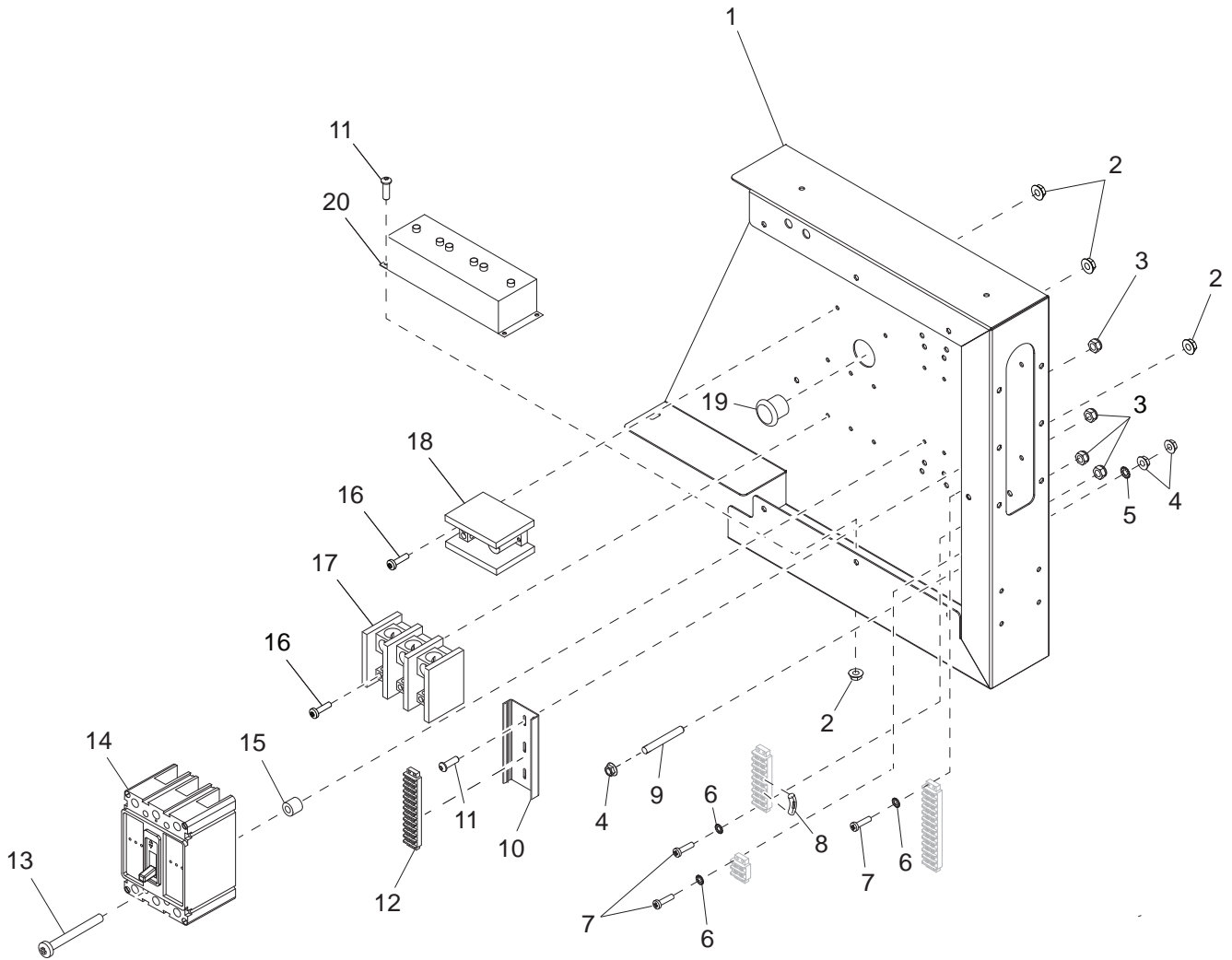


00826

CONTROL BOX TO UNIT

Item	Part No.	Qty	Description	Notes
1	Page 33	1	Assembly, control box	
2	60507	3	Screw, .312-18 x 1.0 std hex, SS	
3	60452	3	Washer, .313 flat 1.125/1.0 bonded rubber	
4	60095	3	Nut, .312-18 sflg	

CONTROL BOX ASSEMBLY (1 OF 3)

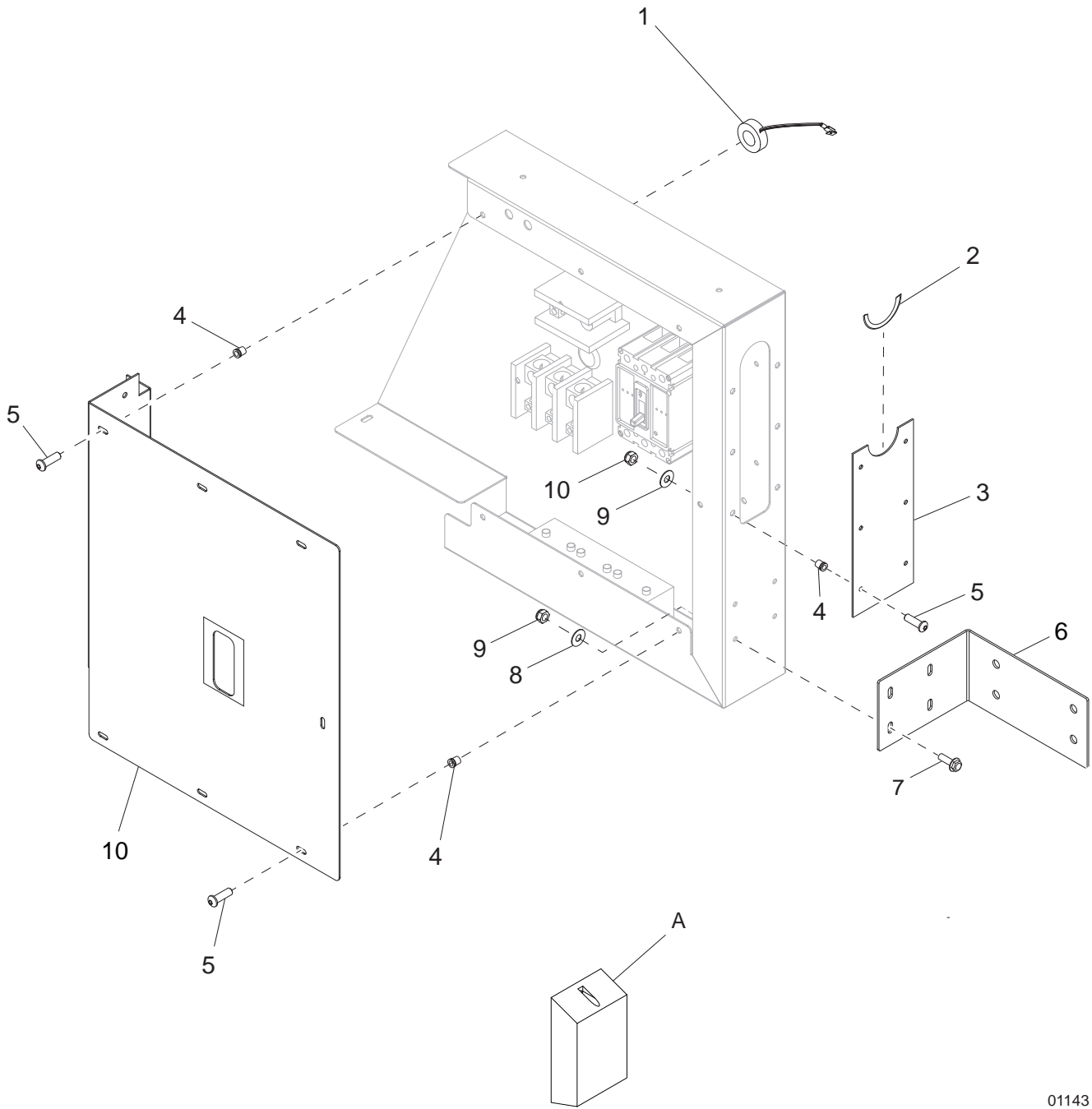


00827

CONTROL BOX ASSEMBLY (1 OF 3)

Item	Part No.	Qty	Description	Notes
1	36688B	1	Panel, lower control box	
2	61045	14	Nut, 10-32 sflg	
3	60270	10	Nut, 8-32 nylock, class 6	
4	60020	3	Nut, M8-1.25 sflg, G8.8	
5	60293	1	Washer, .312 external star	
6	62062	7	Washer, #8 external star, SS	
7	60244	6	Screw, 8-32 x .750 pan phil, G2	
8	35865	1	Assembly, diode	
9	18992	1	Stud, ground - M8 x 1.25 x 100 mm	
10	35877	1	Rail, snap track, PCB holder, 6 in	
11	60398	6	Screw, 10-32 x .500 pan phil, SS	
12	35160	1	Board, relay, 12VDC	
13	60725	4	Screw, 8-32 x 2.5 pan slot, G2	
14	65565	1	Breaker, 200A	
15	35297B	4	Spacer, .75 OD x .188 thk x .69 in. long	
16	60062	8	Screw, 10-32 x .750 pan phil, G2	
17	68086	1	Block, terminal, 3-pole	
18	35830	1	Block, terminal, 1-pole	
19	35800	1	Grommet, rubber, 1.25 ID x .093 thk x 1.50 hole	
20	35154	1	Transformer, interface	
--	19351	.83 ft	Seal, U-channel	Used on item 1
--	68052	1	Harness, interface	

CONTROL BOX ASSEMBLY (2 OF 3)



01143

CONTROL BOX ASSEMBLY (2 OF 3)

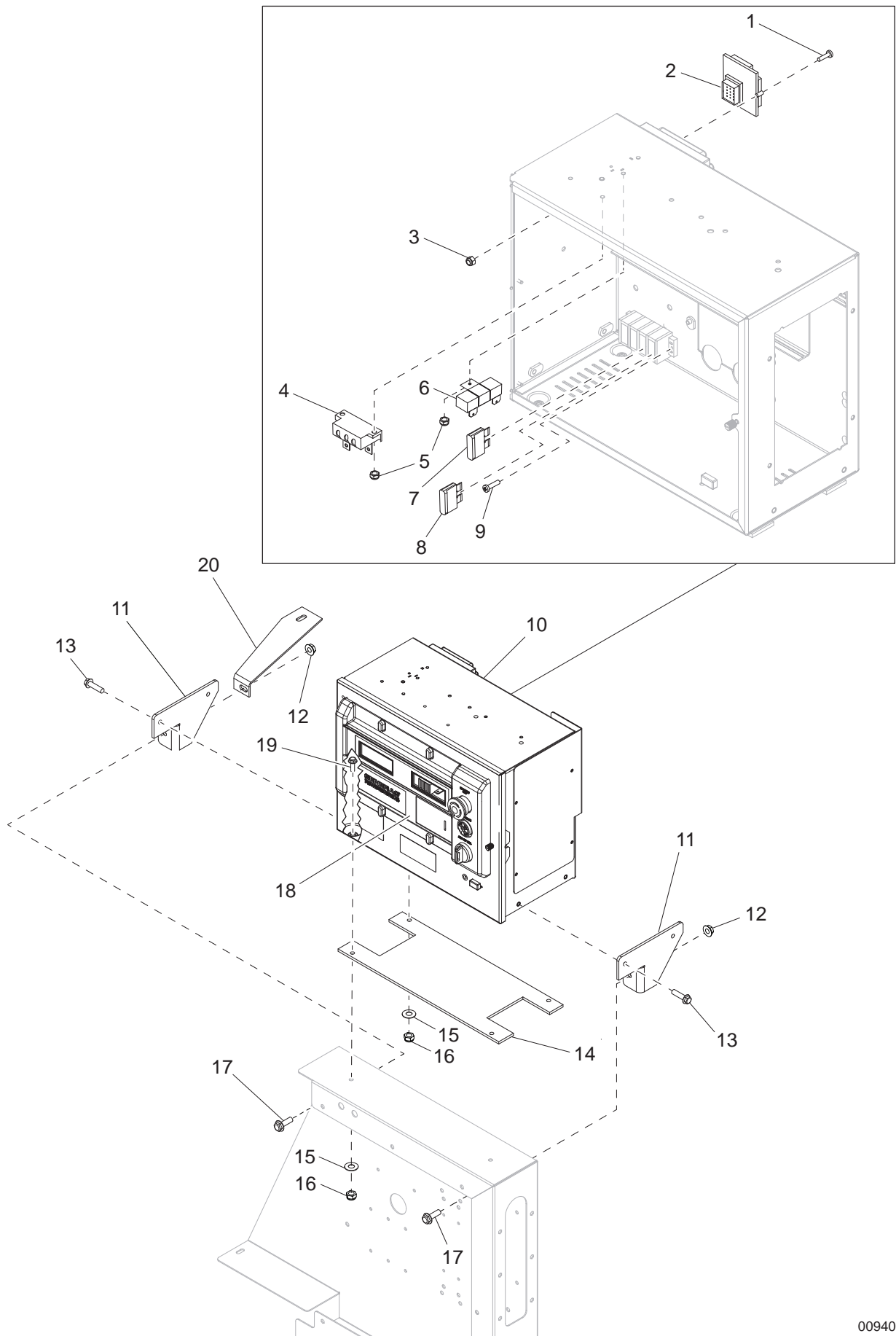
Item	Part No.	Qty	Description	Notes
1	35864	3	Transformer, current, 150A, w/out bracket	
2	19351	.5 ft	Seal, U-channel	
3	35295B	1	Panel, control box access panel	
4	62234	15	Insert, threaded #10-32 hex .020/.130 grip	
5	60398	9	Screw, 10-32 x .500 pan phil, SS	
6	36853B	1	Bracket, oil level controller	
7	60479	4	Screw, .250-20 x 1.0 sflg hex, G5	
8	60243	4	Washer, .250 flat 735/.060	
9	60144	4	Nut, .250-20 nylock, G5	
10	36687B	1	Panel, control box cover	

OPTIONAL FEATURES

Battery Charger:

A	65326	1	Charger, battery, 2A w/Edison plug
--	38375	1	Cord, extension, 12GA, 6 ft, 5-15 NEMA
--	65285	1	Receptacle, 120V/15A inlet (Edison 5-15R)
--	21259	1	Decal, battery charger
--	60648	2	Screw, 10-32 x .500 pan phil, G2
--	19163	1	Fitting, bushing - .500 OD x .375 ID
--	61045	2	Nut, 10-32 sflg
--	60364	2	Screw, 10-16 x .500 std hex, G2

CONTROL BOX ASSEMBLY (3 OF 3)

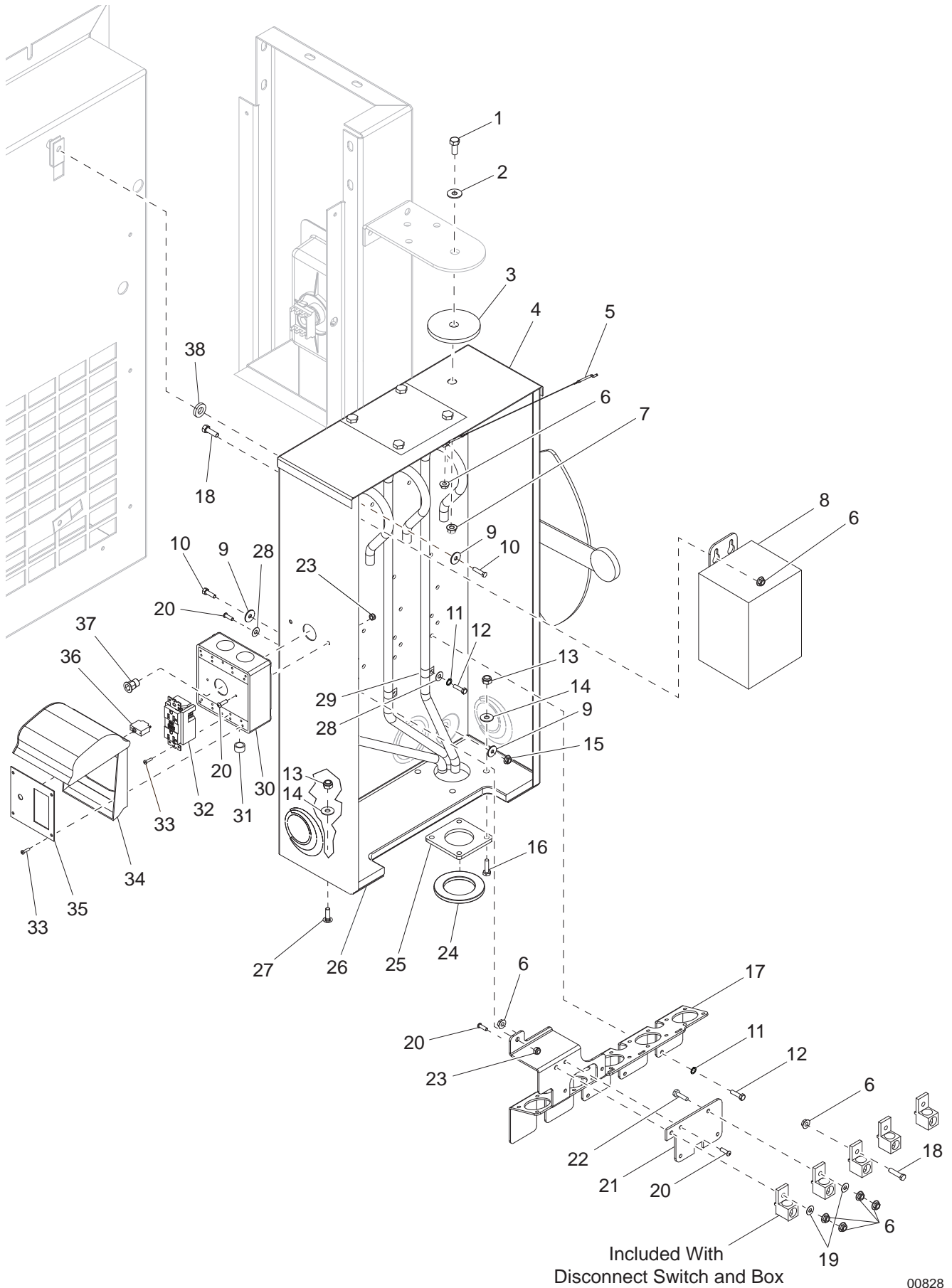


00940

CONTROL BOX ASSEMBLY (3 OF 3)

Item	Part No.	Qty	Description	Notes
1	60396	4	Screw, 10-32 x 1.25 pan phil, G2	
2	35157	1	Driver, AVR	
3	60061	2	Nut, 10-32 nylock	
4	34898	1	Breaker, DPE, 5.5A	
5	35796	3	Nut, M3-.500 nylock	
6	35727	1	Resistor, WW 75R 5%, 25W, quick connect	
7	34897	1	Fuse, 10A - red	
8	34896	1	Fuse, 15A - blue	
9	60405	2	Screw, 6-32 x .250 pan phil, G2	
10	35874	1	Assembly, upper control box	
11	35759B	2	Bracket, control box stabilize	
12	60036	2	Nut, M6-1.0 sflg, G8.8	
13	60087	4	Screw, M6-1.0 x 16 sflg hex, G8.8	
14	35418B	1	Plate, control box mount	
15	60243	4	Washer, .250 flat .735/.060	
16	60144	4	Nut, .250-20 nylock, G5	
17	60024	2	Screw, M6-1.0 x 25 sflg hex, class 90	
18	35156	1	Controller, H-panel	
--	35874	1	Assembly, H-panel w/egov, w/o breaker, AVR12V Y18	
--	35158	1	Driver, Bosch	Component of item 18
--	35161	1	Breaker, DPE, 4.5A	Component of item 18
19	60479	4	Screw, .250-20 x 1.0 sflg hex, G5	
20	36134B	1	Bracket, control box support	
--	37563	1	Board, relay, engine harness	
--	60046	2	Screw, 6-32 x .750 pan phil, G2	Attaches engine har- ness
--	60290	2	Nut, 6-32 nylock , SS	Attaches engine har- ness
--	68063	1	Harness, CT extension L1	
--	68064	1	Harness, CT extension L2	
--	32371	1	Harness, remote E-stop	
--	35866	1	Harness, 390/520, Conbox, 12V	
--	60375	1	Clamp, tubing - .312 light duty	Backside, control box cover
--	60038	1	Nut, M5-.80 nylock, class 6	Backside, control box cover
--	36689	1	Assembly, control box	

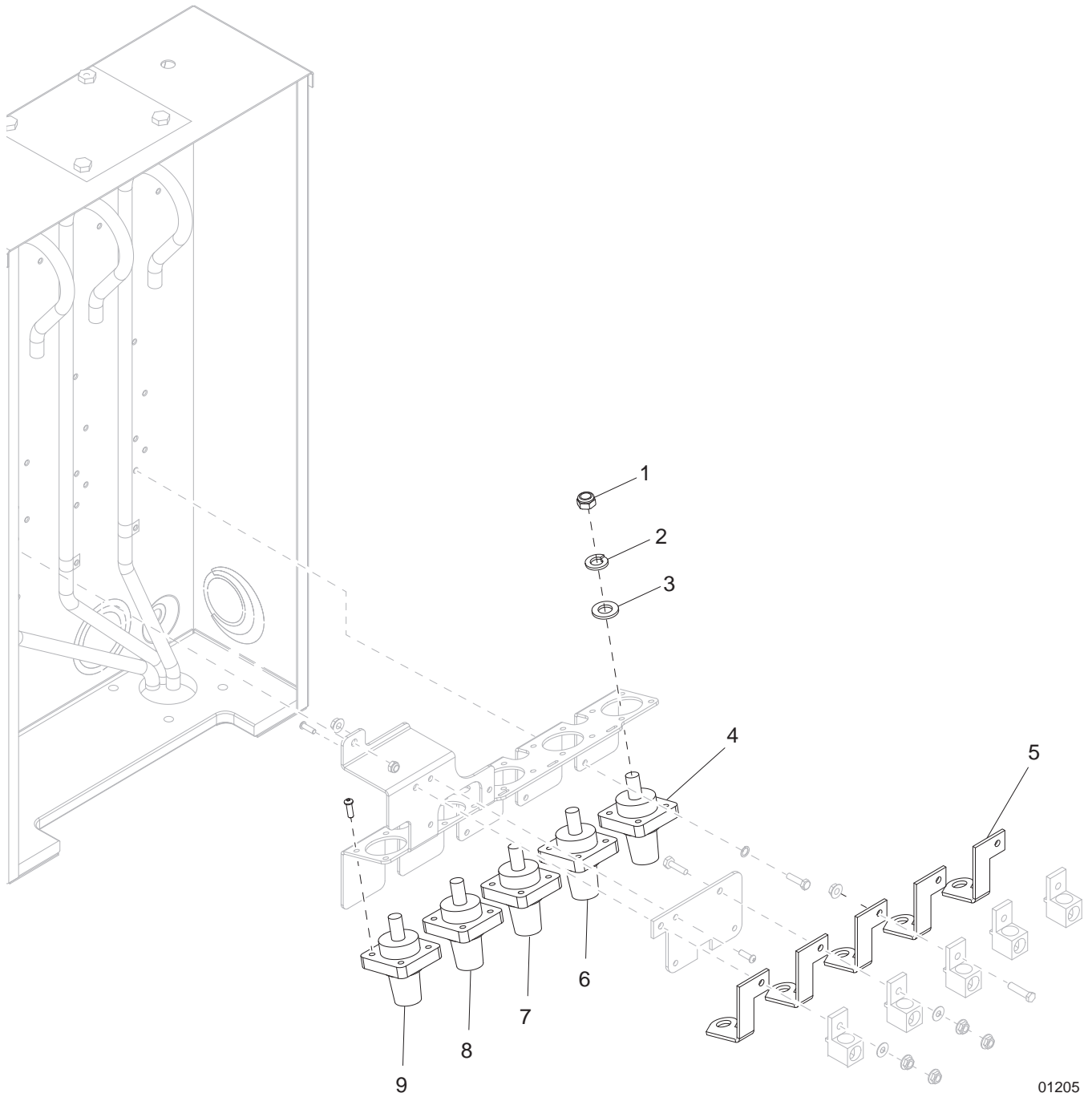
CUSTOMER DISCONNECT BOX ASSEMBLY



CUSTOMER DISCONNECT BOX ASSEMBLY

Item	Part No.	Qty	Description	Notes
1	60683	1	Screw, .500-13 x 1.50 std hex, SS	
2	62118ZY	1	Washer, .500 flat 1.750/.250	
3	35366	1	Washer, disconnect box pivot	
4	36995	1	Disconnect switch and box	
5	19384	1	Tether, cable nylon, 18 in. long	
6	60161	12	Nut, .250-20 sflg, G5	
7	63206	1	Nut, .500-13 flange nylock, G5	
8	21487	1	Transformer, 1.13:1, 1-phase - 500VA	
9	60452	11	Washer, .313 flat 1.125/1.0 bonded rubber, SS	
10	60507	4	Screw, .312-18 x 1.0 std hex, SS	
11	60252	7	Washer, #10 split lock	
12	35760	12	Screw, #10-32 x .375, thread forming	
13	60303	5	Nut, .312-18 nylock, G2	
14	60340	5	Washer, .312 flat .875/.040, SS	
15	60095	2	Nut, .312-18 sflg	
16	63017	4	Screw, .312 x 18 x .750 button hex, SS	
17	35718B	1	Bracket, cam lock	
18	60281	6	Screw, .250-20 x .750 std hex, G5	
19	60243	2	Washer, .250 flat .735/.060	
20	60277	7	Screw, 10-32 x .500 pan phil, G2	
21	35720	1	Panel, glastic panel	
22	60518	2	Screw, .250-20 x 1.50 std hex, G5, full thread	
23	60061	6	Nut, 10-32 nylock	
24	35365	1	Bushing, disconnect box pivot	
25	35363B	1	Plate, disconnect box pivot	
26	35721	1	Panel, wire guide	
27	60654	1	Screw, .312-18 x 1.0 button hex, SS	
28	60237	5	Washer, #10 flat .495/.036	
29	15627	4	Clamp, tubing - .625	
30	39982	1	Electrical box, outlet, all weather	
31	35786	2	Hole, plug, electrical outlet box, .75NPT	
32	14130	1	Receptacle, 20A/120V GFI (5-20R)	
33	60046	6	Screw, 6-32 x .750 pan phil, G2	
34	65678	1	Cover, receptacle, weather proof, 20A GFCI	
35	35710B	1	Bracket, CB mount	
36	65872	1	Breaker, 20A/240V, 1-pole push button	
37	35724	1	Fitting, .75NPT conduit raceway, steel	
38	13390	2	Washer, 1/2 in. nylon	
--	19351	1.31 ft	Seal, U-channel	Used on item 29
--	68071	1	Wire group, disconnect box	
--	35314	1	Assembly, disconnect box	

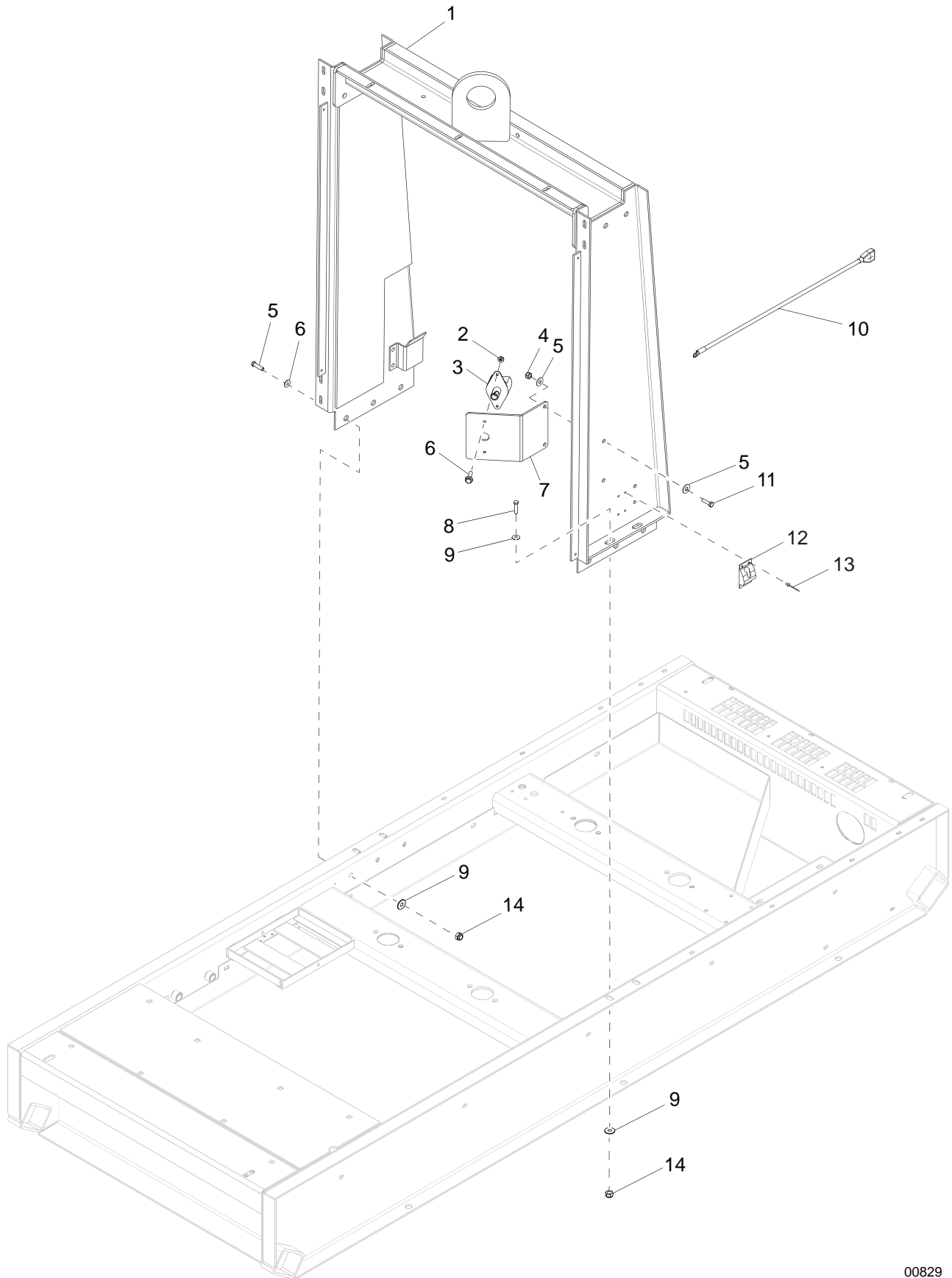
CAM LOCK ASSEMBLY OPTION



CAM LOCK ASSEMBLY OPTION

Item	Part No.	Qty	Description	Notes
1	60829	5	Nut, .500-13 jam, SS	
2	60702	5	Washer, .500 split lock, SS	
3	60699	5	Washer, .500 flat 1.070/.080, SS	
4	66041	1	Connector, cam lock female, 400A, green	
--	66794	1	Cover, cam lock - green	
5	35719	5	Bus, lug	
6	66040	1	Connector, cam lock female, 400A, white	
--	66792	1	Cover, cam lock - white	
7	65553	1	Connector, cam lock female, 400A, blue	
--	66795	1	Cover, cam lock - blue	
8	65552	1	Connector, cam lock flange female, 400A, red	
--	66791	1	Cover, cam lock - red	
9	65551	1	Connector, cam lock flange female, 400A, black	
--	66792	1	Cover, cam lock - black	

LIFT STRUCTURE TO SKID ASSEMBLY

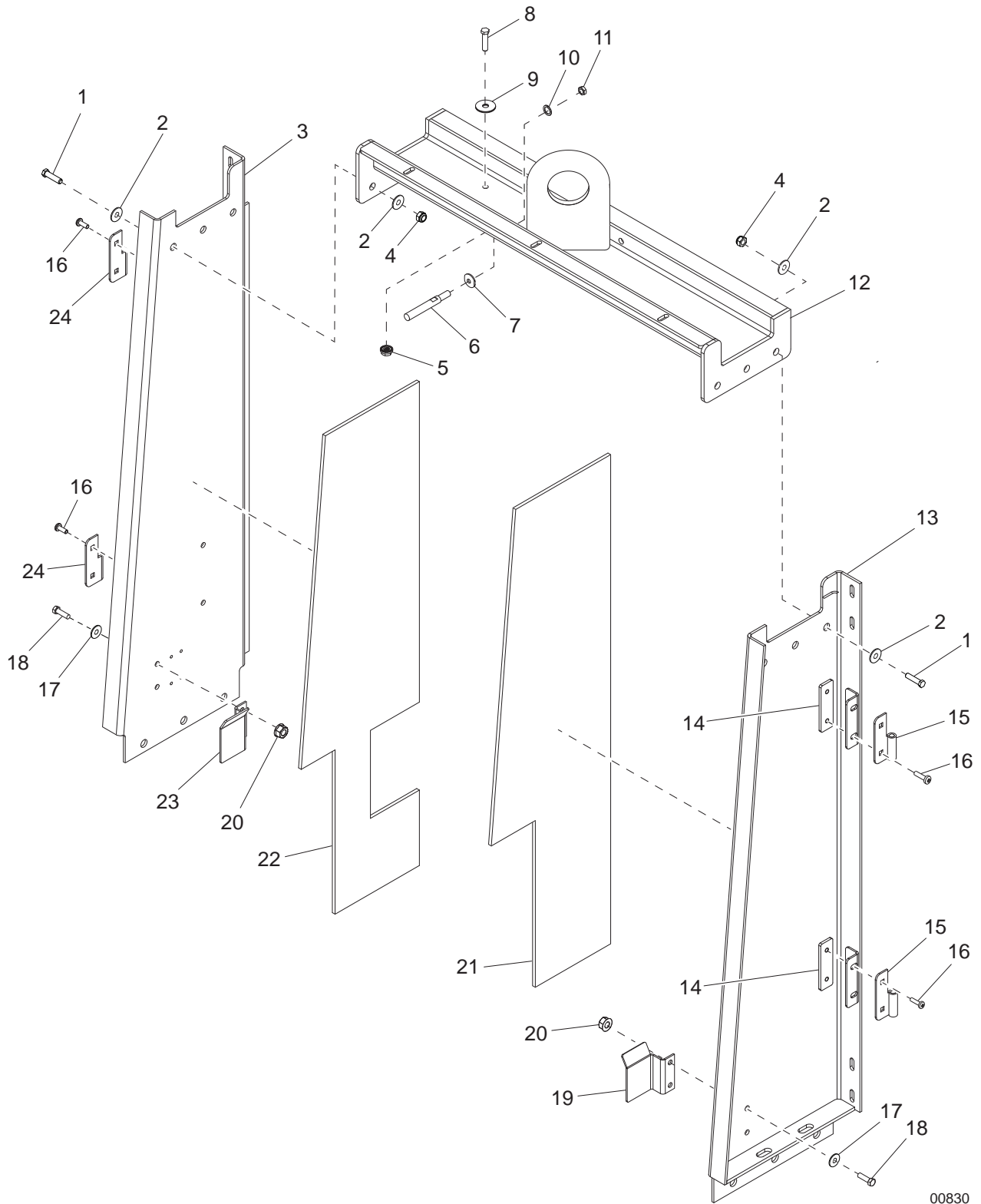


00829

LIFT STRUCTURE TO SKID ASSEMBLY

Item	Part No.	Qty	Description	Notes
1	Page 44	1	Assembly, lift structure	
2	60161	2	Nut, .250-20 sflg, G5	
3	21489	1	Switch, battery disconnect, - 500A cont	
4	60145	2	Nut, .376-16 sflg, G5	
5	60698	4	Washer, .375 flat .875/.040, SS	
6	60479	2	Screw, .250-20 x 1.0 sflg hex, G5	
7	36854B	1	Bracket, battery disconnect	
8	60388	10	Screw, .500-13 x 1.50 std hex, G5	
9	60309	20	Washer, .500 flat 1.060/.090	
10	35992	1	Cable, battery disconnect - 24 in. 2/0 black	
11	61036	2	Screw, .375-16 x 1.250 std hex, SS	
12	62225	1	Latch, door, stainless cable w/ball	
13	60268	4	Rivet, .188 dia x .126 to .250 grip, SS	
14	62221	10	Nut, .500-13 nylock, G5	

LIFT STRUCTURE ASSEMBLY

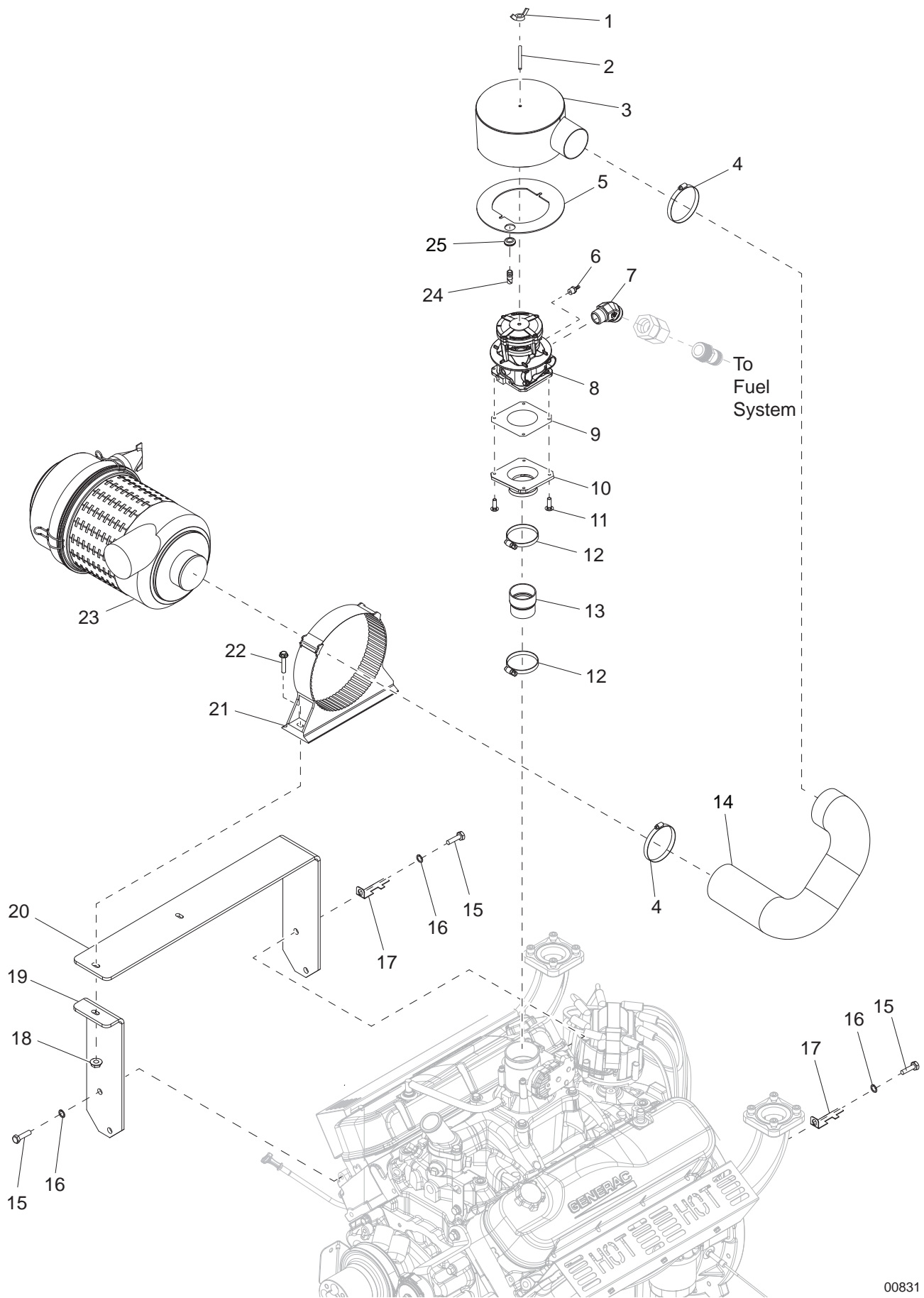


00830

LIFT STRUCTURE ASSEMBLY

Item	Part No.	Qty	Description	Notes
1	60388	6	Screw, .500-13 x 1.5 std hex, G5	
2	60309	12	Washer, .500 flat 1.06/.090	
3	36713B	1	Weldment, lift channel - right	
4	62221	6	Nut, .500-13 nylock, G5	
5	60095	2	Nut, .312-18 sflg	
6	26979ZY	1	Pin, striker - 3.25	
7	24196	1	Washer, striker pin - internal thread	
8	60507	2	Screw, .312-18 x 1.0 std hex, SS	
9	60452	2	Washer, .313 flat 1.125/1.0 bonded rubber, SS	
10	60276	1	Washer, .500 split lock	
11	24046	1	Nut, striker .438-14, G8	
12	32676B	1	Weldment, lift channel - top	
13	36753B	1	Weldment, lift channel - left	
14	36672ZC	4	Plate, hinge back, threaded	
15	18462	2	Hinge, right - female	
16	63346	8	Screw, .312-18 x 1.0 security torx, SS	
17	60698	8	Washer, .375 flat .875/.040, SS	
18	61036	4	Screw, .375-16 x 1.25 std hex, SS	
19	28524B	2	Bracket, hood guide, left/front	
20	60145	4	Nut, .375-16 sflg, G5	
21	36755	1	Foam, lift post - left	
22	36756	1	Foam, lift post - right	
23	28523B	1	Bracket, hood guide, right/front	
24	18460	2	Hinge, left - female	

AIR FILTER ASSEMBLY

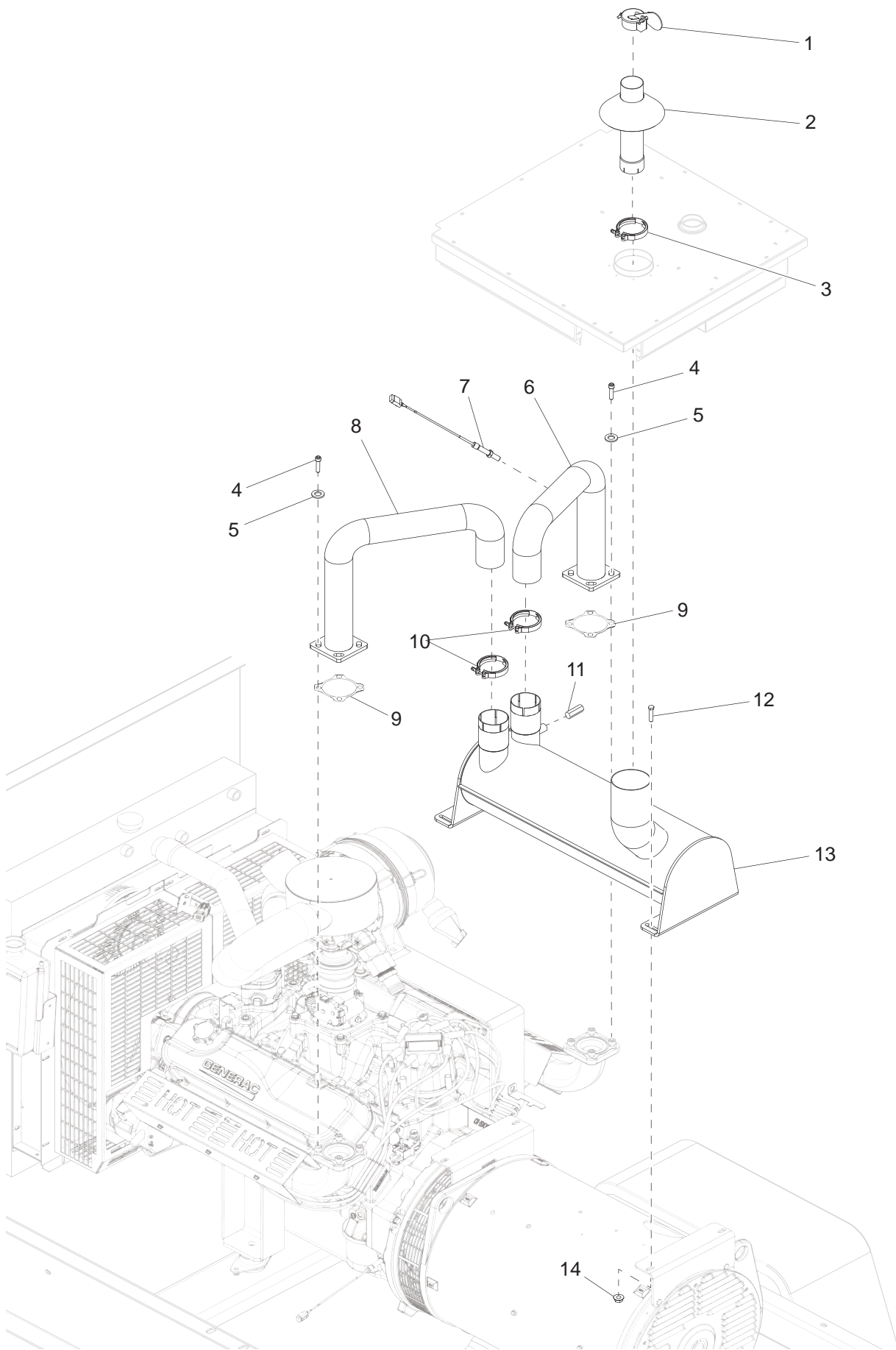


00831

AIR FILTER ASSEMBLY

Item	Part No.	Qty	Description	Notes
1	35765	1	Nut, .250-20 wing	
2	35766	1	Stud, .250-20 x 2.0 threaded stud	
3	36766B	1	Weldment, air intake	
--	26722	1	Element, air filter	
4	18663	2	Clamp, hose - SAE 060 (3.31-4.25)	
5	35867	1	Gasket, air cleaner - 139.7 mm OD	
6	35871	1	Fitting, vacuum, .25-28 thread	
7	63341	1	Fitting, 45° - 1.25JIC x 1.0NPT	
8	35873	1	Mixer, 425 w/tamper-proof caps	
--	34742	1	Actuator, Bosch 60 governor	Included with item 8
9	35868	1	Gasket, carburetor mixer, 225 m	
10	35869	1	Adapter, fuel mixer	
11	35872	4	Screw, 12-25 x .750 in. pan head	
12	35883	2	Clamp, hose - SAE 044 (2.31-3.25)	
13	35875	1	Hose, 2.75 in. x 2.5 in. long	
14	36856	1	Hose, air intake	
15	35781	5	Screw, .438-14 x 1.0 std hex, G5	
16	60011	5	Washer, M2 split lock	
17	35298B	2	Bracket, plug wire control	
18	60095	2	Nut, .312-18 sflg	
19	35382B	1	Bracket, air cleaner - front	
20	35383B	1	Bracket, air cleaner - rear	
21	26466	1	Clamp, air filter	
22	60534	2	Screw, .312-18 x 1.750 sflg hex, full thread	
23	26465	1	Filter, air cleaner	
24	35861	1	Fitting, strt barb, .625 hose, plastic	
25	35742	1	Grommet, rubber - .625 ID x .0625 thk x 1.125 OD	

EXHAUST SYSTEM ASSEMBLY

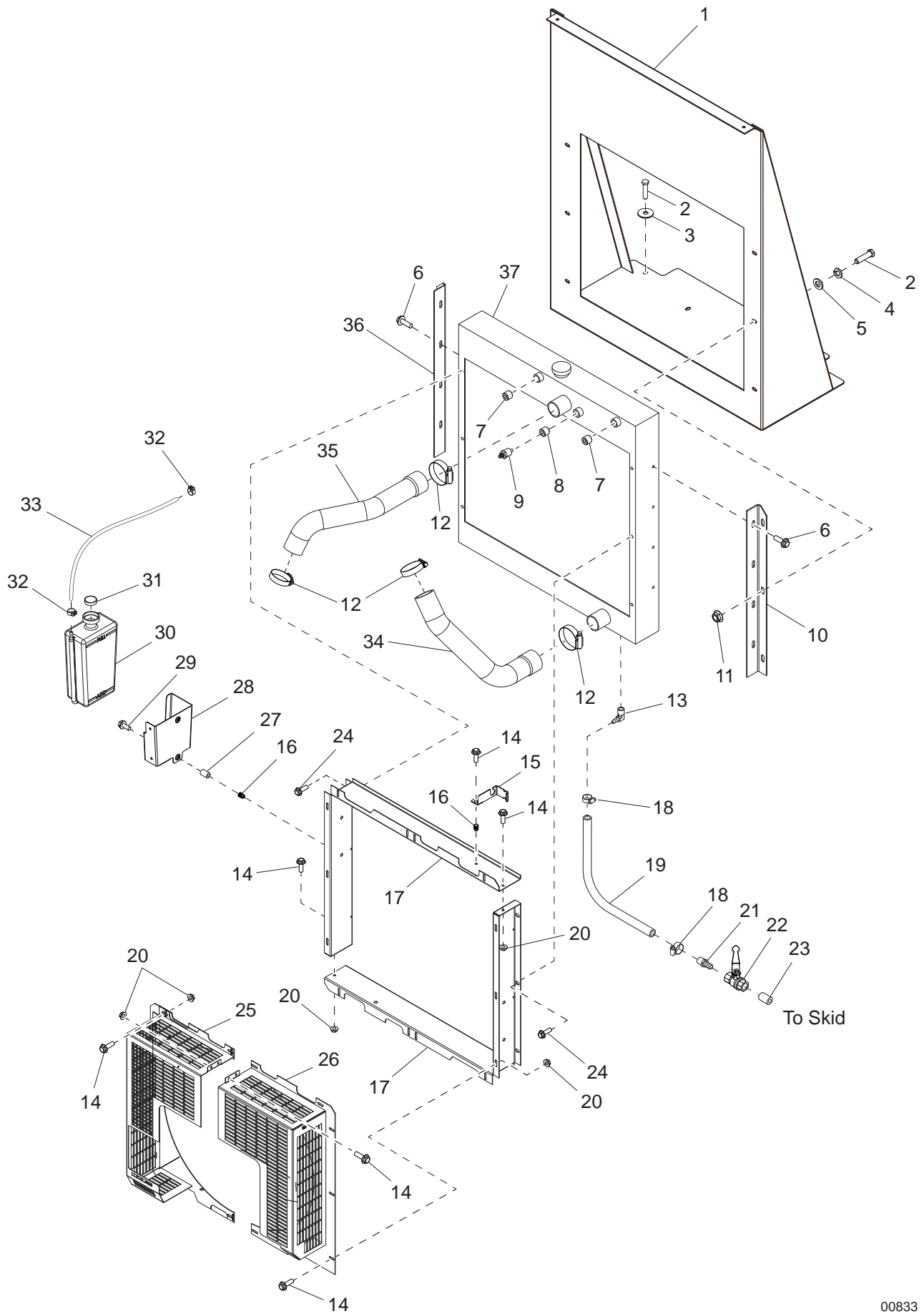


00832

EXHAUST SYSTEM ASSEMBLY

Item	Part No.	Qty	Description	Notes
1	35308	1	Cap, rain - 3.50	
2	35304	1	Weldment, exhaust outlet pipe	
3	35717	1	Clamp, accuseal, 3.5 in	
4		8	Screw, catalyst flange - supplied with engine	Apply anti-seize compound to threads
5	60151	8	Washer, .375 flat .810/.060	
6	36787	1	Weldment, pipe - right side	
7	35172	1	Sensor, O ₂	
8	36788	1	Weldment, pipe - left side	
9	35276	2	Gasket, exhaust 9.0L, G18	
10	35716	2	Clamp, accuseal, 2.5 in	
11	35767	1	Fitting, plug, .250NPT external square drive, galv	
12	60517	4	Screw, .375-16 x 1.0 sflg hex	
13	36673	1	Weldment, muffler	
14	60145	4	Nut, .376-16 sflg, G5	
--	37035	1	Kit, blankets	

COOLING SYSTEM ASSEMBLY

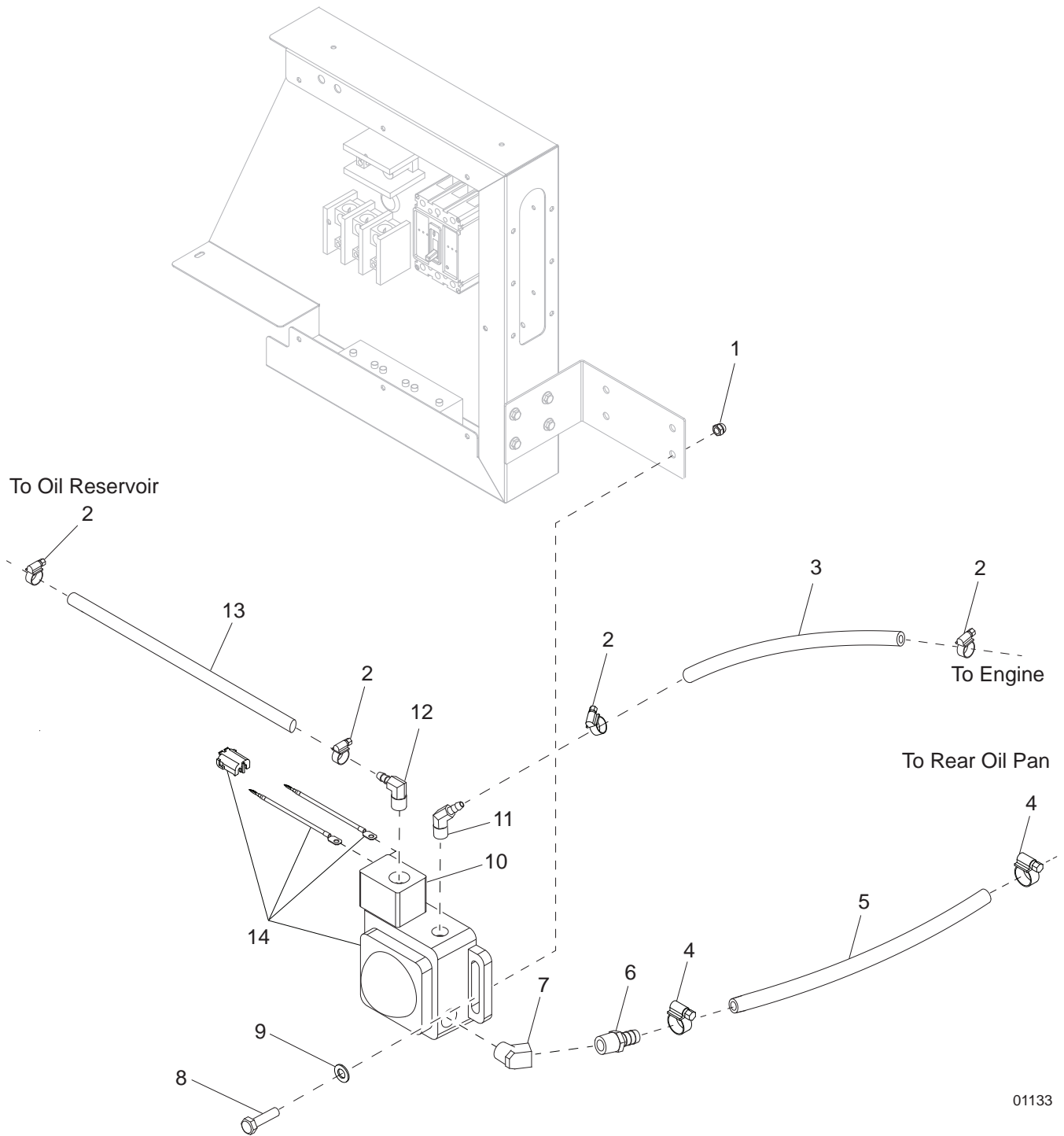


00833

COOLING SYSTEM ASSEMBLY

Item	Part No.	Qty	Description	Notes
1	36763B	1	Weldment, bulkhead	
2	60507	14	Screw, .312-18 x 1.0 std hex, SS	
3	60452	8	Washer, .313 flat 1.125/1.0 bonded rubber, SS	
4	60701	6	Washer, .312 split lock, SS	
5	60340	6	Washer, .312 flat .875/.040, SS	
6	60616	8	Screw, .312-18 x .750 sflg hex, G5	
7	18394	1	Fitting, plug - .500NPT x internal hex	
8	35749	1	Fitting, bushing, .500MNPT x .375FNPT, brass	
9	35176	1	Probe, coolant level	
10	35794B	1	Bracket, radiator bracket - right	
11	60095	6	Nut, .312-18 sflg	
12	60316	4	Clamp, hose - SAE 032 (1.56-2.50)	
13	61014	1	Fitting, 90° - .500MNPT x .625 barb, brass	
14	60175	17	Screw, .250-20 x .500 sflg hex, G5	
15	35863	1	Bracket, signal conditioner	
16	62132	3	Insert, threaded .250-20 splined .027-.165 grip	
17	35373B	2	Radiator shroud	
18	60365	2	Clamp, hose - SAE 010 (.56-1.06)	
19	50201	1.10 ft	Hose, .625, 200 psi, class A	
20	60161	16	Nut, .250-20 sflg, G5	
21	60502	1	Fitting, straight - .500MNPT x .625 barb, brass	
22	19279	1	Valve, ball .500NPTF	
23	60438	1	Fitting, nipple, pipe - .500NPT x close	
24	60451	6	Screw, .375-16 x .625 flange hex	
25	35376B	1	Weldment, fan guard - left	
26	35377B	1	Weldment, fan guard - right	
27	35746B	2	Coolant, overflow spacer	
28	26211B	1	Bracket, overflow jug	
29	60143	2	Screw, .250-20 x 2.0 pan phil, G5, full thread	
30	24952	1	Jug, overflow - 2.5 qt	
31	19714	1	Cap, overflow jug	
32	63192	2	Clamp, crimping band - .464 in	
33	50018	1.7 ft	Hose, fuel, .312 ID, 50 psi, SAE 30R7	
34	36852	1	Hose, radiator - lower	
35	36851	1	Hose, radiator - upper	
36	35771B	1	Bracket, radiator bracket - left	
37	26656	1	Radiator	
--	50230	10 ft	Weatherstripping - .188 x .500	Attaches to item 37
--	50358	12 ft	Seal, rubber- bubble type, 1.0	Used on item 1
--	35769	1	Assembly, overflow jug 2.5 qt	Items 3, 27-33

OIL LEVEL CONTROLLER ASSEMBLY

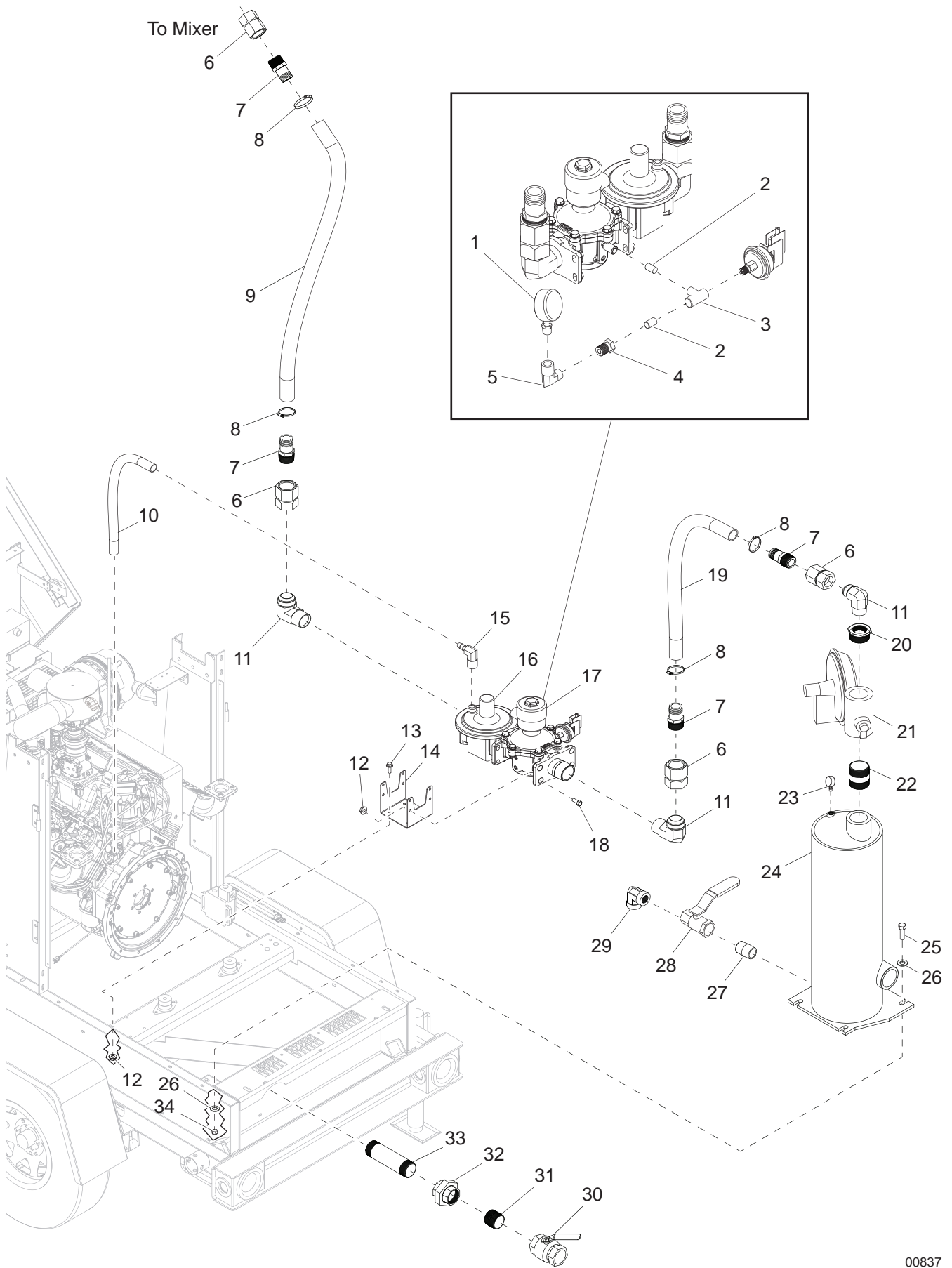


01133

OIL LEVEL CONTROLLER ASSEMBLY

Item	Part No.	Qty	Description	Notes
1	60358	4	Nut, .375-16 nylock, G5	
2	19453	4	Clamp, hose - SAE 006 (.37-.87)	
3	50206	2.4 ft	Hose, fuel -.500 ID, 35 psi, SAE 30R7	
--	60649	1	Clamp, tubing -.750	Secures item 3 to engine block
--	60616	1	Screw, .312-18 x .750 sflg hex, G5	Secures tubing clamp
--	60026	1	Washer, M10 split lock	Secures tubing clamp
4	60365	2	Clamp, hose - SAE 010 (.56-1.06)	
5	37900	1.2 ft	Hose, fuel - .625 ID, 35 psi, SAE 30R7	
6	60502	1	Fitting, strt - .500MNPT x .625 barb, brass	
7	61040	1	Fitting, 45° - .500MNPT x .500FNPT, brass	
8	60139	4	Screw, .375-16 x 1.50 std hex, G5	
9	60386	2	Washer, .375 flat .993/.064	
10	30930	1	Controller, oil level, Kenco	
11	34841	1	Fitting, 45° - .375MNPT x .500 barb, brass	
12	61223	1	Fitting, 90° - .500MNPT x .500 barb, brass	
13	50206	3.30 ft	Hose, fuel -.500 ID, 35 psi, SAE 30R7	
14	34866	1	Assembly, oil controller	Includes items 10, 14

FUEL SYSTEM ASSEMBLY

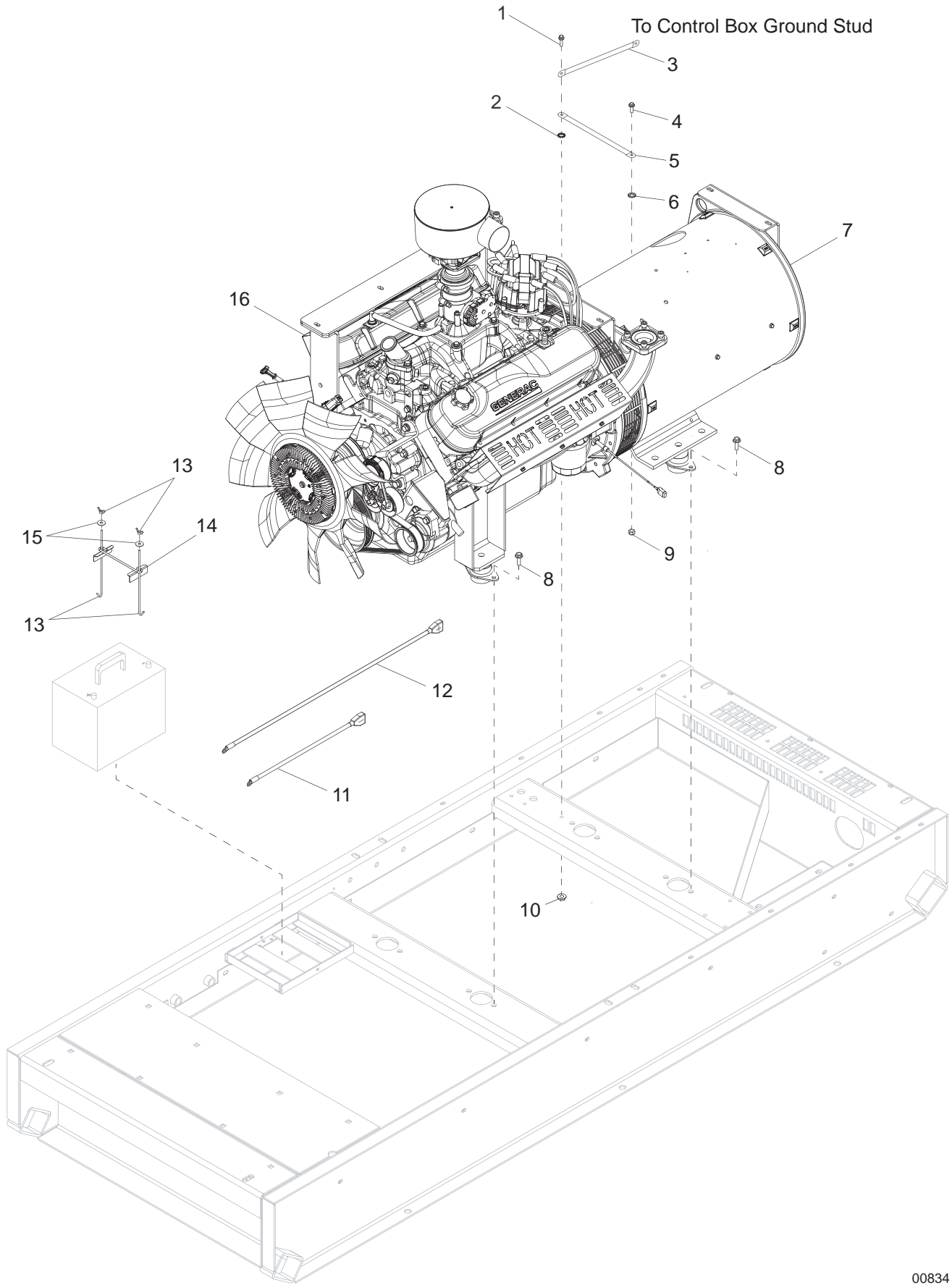


00837

FUEL SYSTEM ASSEMBLY

Item	Part No.	Qty	Description	Notes
1	34756	1	Gauge, pressure, 0-15 IN-WC, .250MNPT, SS	
2	35750	2	Fitting, nipple, pipe - .125NPT x close	
3	35751	1	Fitting, tee - .125FNPT x FNPT x FNPT	
4	35752	1	Fitting, bushing - .375 OD x .125 ID	
5	35753	1	Fitting, 90° elbow, .375FNPT x .250FNPT	
6	63343	4	Fitting, 1.25JICF x 1.25NPTF	
7	63349	4	Fitting, 1.25NPTM x 1.25 barb	
8	35381	4	Clamp, hose, double pinch, 1.375-1.578	
9	35847	1	Hose, 30 in	
10	35885	2 ft	Hose, vacuum, .15625 (5/32)	
11	63350	3	Fitting, 90° - 1.25JICM x 1.25NPTM	
12	60095	12	Nut, .312-18 sflg	
13	60616	4	Screw, .312-18 x .750 sflg hex, G5	
14	36867B	1	Bracket, fuel assembly	
15	35884	1	Fitting, 90° - .187 x .125 barb	
16	34731	1	Solenoid, fuel shutoff - 24V	
17	35052	1	Assembly, fuel, natural gas	
18	61091	8	Screw, .312-18 x 1.0 sflg, G5	
19	35846	1	Hose, 28 in	
20	63348	1	Fitting, str - 2.0MNPT x 1.25FNPT	
21	36370	1	Regulator, gas, B34SR	
22	63347	1	Fitting, nipple, pipe - 2.0NPT x 3.0	
23	34757	1	Gauge, pressure, 0-60 psi, .250MNPT, SS	
24	36372B	1	Tank, gas/water separator, 0.70 cu. ft	
25	60388	4	Screw, .500-13 x 1.50 std hex, G5	
26	60416	8	Washer, .500 flat 1.375/.090	
27	60438	1	Fitting, nipple, pipe - .500NPT x close	
28	19279	1	Valve, ball .500NPTF	
29	61223	1	Fitting, 90° - .500MNPT x .500 barb, brass	
30	40229	1	Valve, ball 2.0NPT - female	
31	30995	1	Fitting, nipple, pipe - 2.0NPT x close	
32	30996	1	Fitting, str - 2.0NPT, union	
33	35409	1	Fitting, nipple, pipe - 2.0NPT x 8.0	
34	62221	4	Nut, .500-13 nylock, G5	

ENGINE AND GENERATOR TO SKID

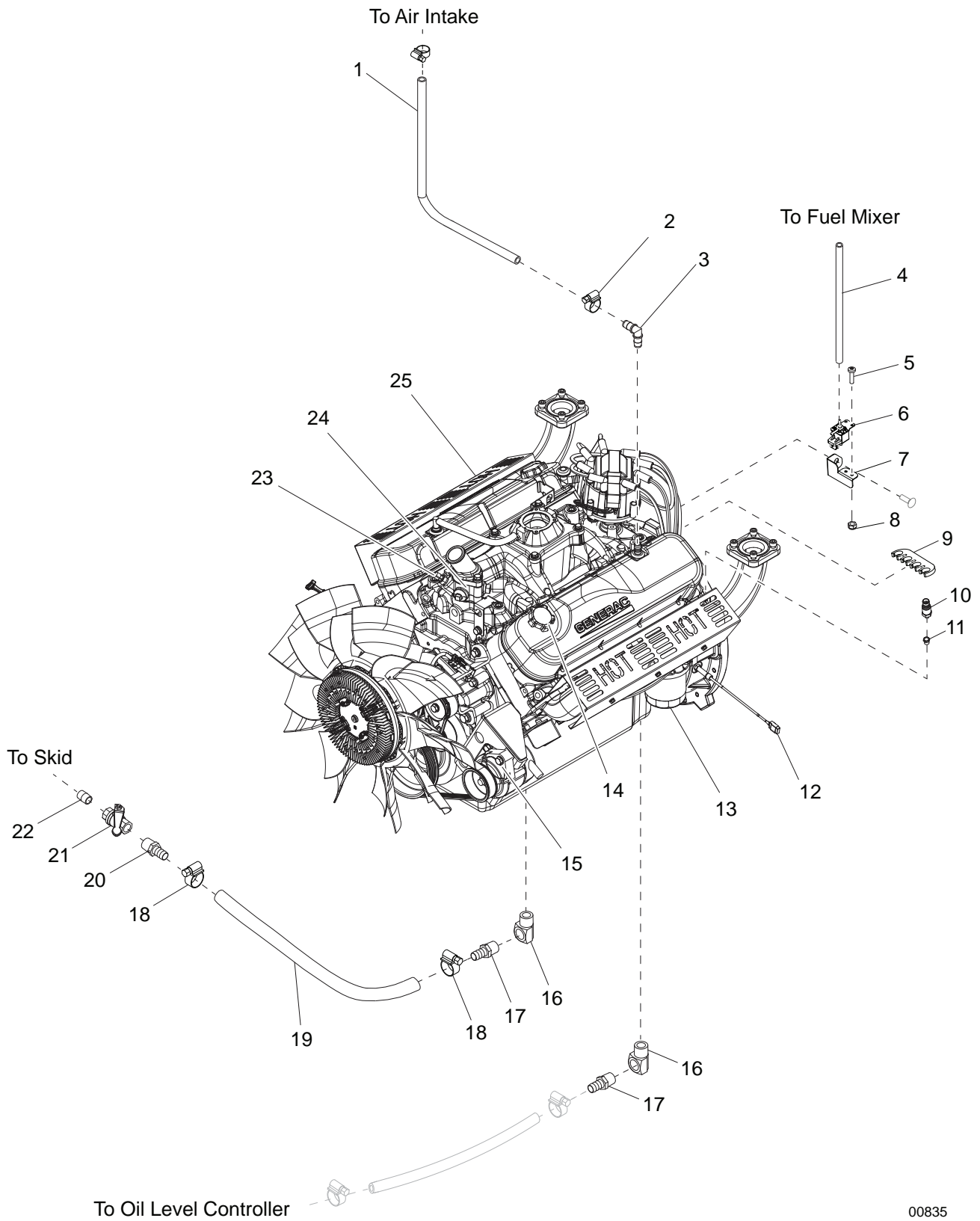


00834

ENGINE AND GENERATOR TO SKID

Item	Part No.	Qty	Description	Notes
1	61091	1	Screw, .312-18 x 1.0 sflg hex, G5	
2	62059	1	Washer, .312 external star, SS	
3	19042	1	Strap, braided ground - 10 in	
4	61100	1	Screw, .500-13 x 1.0 sflg hex, G5	
5	22438	1	Strap, braided ground - 16 in	
6	61107	1	Washer, .500 external star	
7	Page 66	1	Assembly, generator	
8	60018	8	Screw, M10-1.50 x 20 sflg hex	
9	62221	1	Nut, .500-13 nylock, G5	
10	60095	1	Nut, .312-18 sflg	
11	35768	1	Cable, battery - 16 in. 2/0 red, 1/2 in., 90° lug	
12	23815	1	Cable, battery - 32 in. 2/0 black, 1/2 in. lug	
13	60820	2	Bolt, J - .250-20 x 9.0	
14	14682	1	Bracket, battery hold down	
15	60089	2	Washer, .265 fender 1.25/.060	
16	Page 58	1	Assembly, engine	

ENGINE ASSEMBLY (1 OF 2)



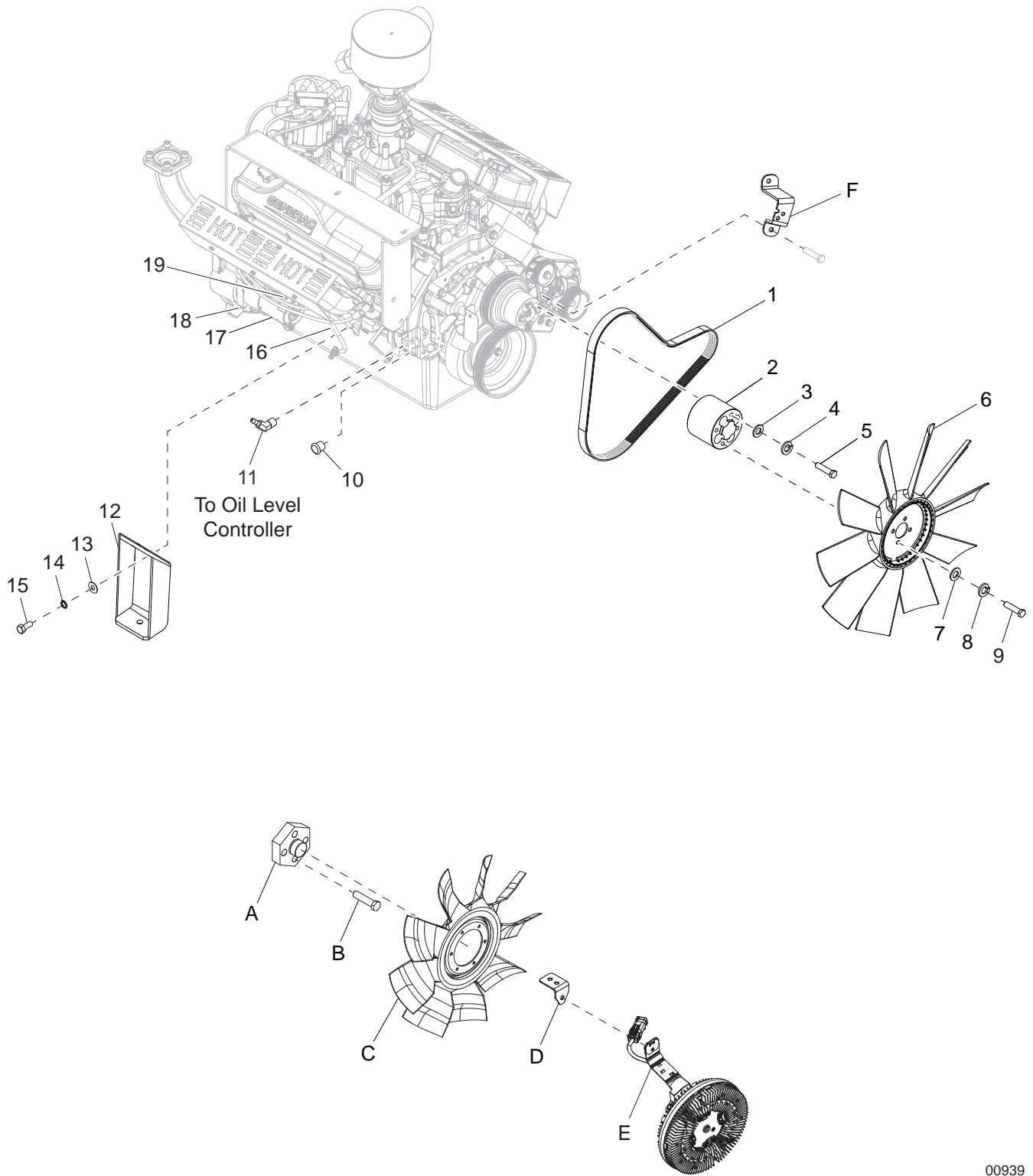
00835

ENGINE ASSEMBLY (1 OF 2)

Item	Part No.	Qty	Description	Notes
1	35380	1.5 ft	Hose, cool, 0.625 ID, SAE 20R3	
2	60385	2	Clamp, hose - SAE 010 (.56-1.06)	
3	35862	1	Fitting, 90° barb .625 hose, plastic	
4	35885	3 ft	Hose, vacuum, .15625 (5/32)	
5	60398	2	Screw, 10-32 x .500 pan phil, SS	
6	35870	1	Valve, SOL	
7	35291B	1	Bracket, air/fuel solenoid	
8	60061	2	Nut, 10-32 nylock	
9	35414	1	Plug wire separator kit	
10	35165	1	Sender, oil pressure	
11	35882	1	Bushing, reducer, hex (.25 - .125)	
12	34193	1	Magnetic pickup - 3/8 in	
13	35178	1	Filter, oil	
14	35247	1	Cap, oil fill	
15	35167	1	Alternator, engine, DC - Generac 9L	
16	15396	2	Fitting, 90° - .375MNPT x .375FNPT, brass	
17	25931	2	Fitting, strt - .375NPT x .625 barb	
18	60365	2	Clamp, hose - SAE 010 (.56-1.06)	
19	37900	1.6 ft	Hose, fuel - .625 ID, 35 psi, SAE 30R7	
20	60502	2	Fitting, strt - .500MNPT x .625 barb, brass	
21	19279	2	Valve, ball .500NPTF	
22	60438	2	Fitting, nipple, pipe - .500NPT x close	
23	35236	1	Sender, temperature	
24	35235	1	Thermostat, 195°	
25	35859	1	Engine, 9.0 L, G18	
--	68053	1	Harness, fuel valve	
--	35162	1	Harness, engine G9.0L	

Note: Engine and generator parts used in all Magnum Power Products LLC equipment carry the Original Equipment Manufacturer (OEM) warranty unless otherwise stated. OEM warranty parts must be purchased through an OEM dealer. Please contact Magnum Power Products LLC with questions.

ENGINE ASSEMBLY (2 OF 2)



00939

ENGINE ASSEMBLY (2 OF 2)

Item	Part No.	Qty	Description	Notes
1	35207	1	Belt, fan	
2	35370	1	Hub, fan spacer	
3	60166	4	Washer, M8 flat	
4	60271	4	Washer, .312 split lock	
5	35789	4	Screw, .312-24 x 1.50, G8	
6	35741	1	Fan, 22 in. dia, 10 blade, pusher	
7	60027	4	Washer, M10 flat	
8	60026	4	Washer, M10 split lock	
9	35801	4	Screw, M10-1.50 x 25 hex cap, 10.9	
10	34367	1	Fitting, plug - .375NPT hex flush mount, brass	
11	34841	1	Fitting, 45° - .375MNPT x .500 barb, brass	
12	Page 62	2	Assembly, engine mount	
13	60151	6	Washer, .375 flat .810/.060	
14	60206	6	Washer, .375 split lock	
15	35744	6	Screw, .375-16 x 1.0 std hex, G8	
16	35245	1	Assembly, dipstick	
17	35166	1	Starter, 5.7L/7.4L GM	
18	35223	2	Bolt, starter	
19	60020	2	Nut, M8-1.25 sflg, G8.8	

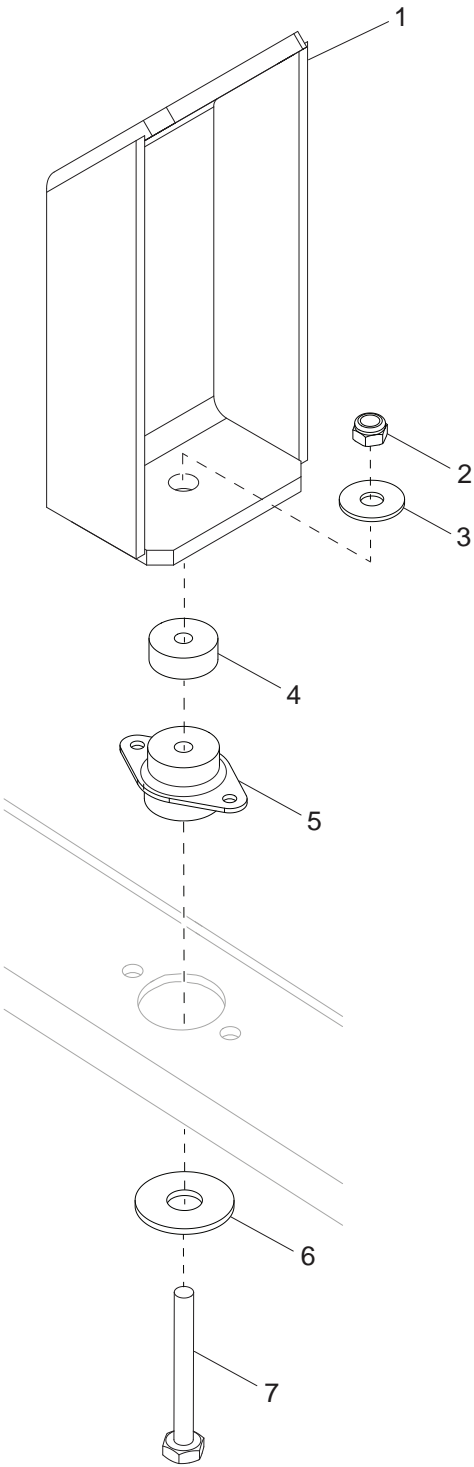
OPTIONAL FEATURES

Clutched Fan:

A	36530	1	Hub, fan clutch mount - 1.78 in. thk 30 mm
B	34715	4	Screw, .312-24 x 1.25 socket cap, G8
C	30024	1	Fan, engine - 20 in
D	35305B	1	Bracket, clutch stabilize
E	36900	1	Clutch, fan
F	36898B	1	Bracket, tensioner

Note: Engine and generator parts used in all Magnum Power Products LLC equipment carry the Original Equipment Manufacturer (OEM) warranty unless otherwise stated. OEM warranty parts must be purchased through an OEM dealer. Please contact Magnum Power Products LLC with questions.

ENGINE MOUNT ASSEMBLY

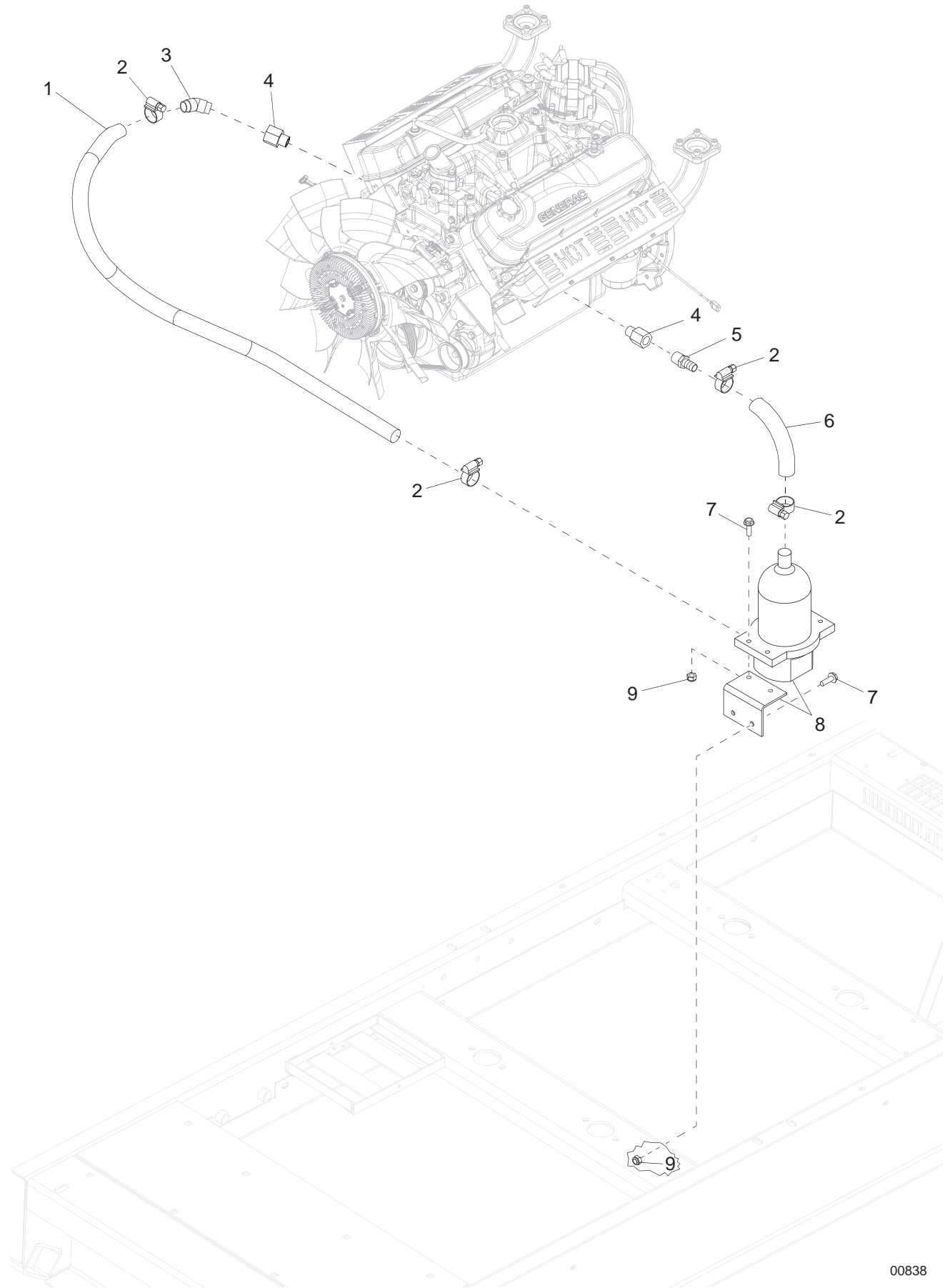


00836

ENGINE MOUNT ASSEMBLY

Item	Part No.	Qty	Description	Notes
1	36754B	1	Weldment, engine mount	
2	62221	1	Nut, .500-13 nylock, G5	
3	60416	1	Washer, .500 flat 1.375/.090	
4	10835B	1	Spacer, 2.0 OD x 0.53 ID x 0.75	
5	18083	1	Isolator, rubber - 570/380 lbs	
6	18085	1	Washer, .510 snub 2.0/.130	
7	61105	1	Screw, .500-13 x 4.5 std hex, G8	

HOTSTART OPTION

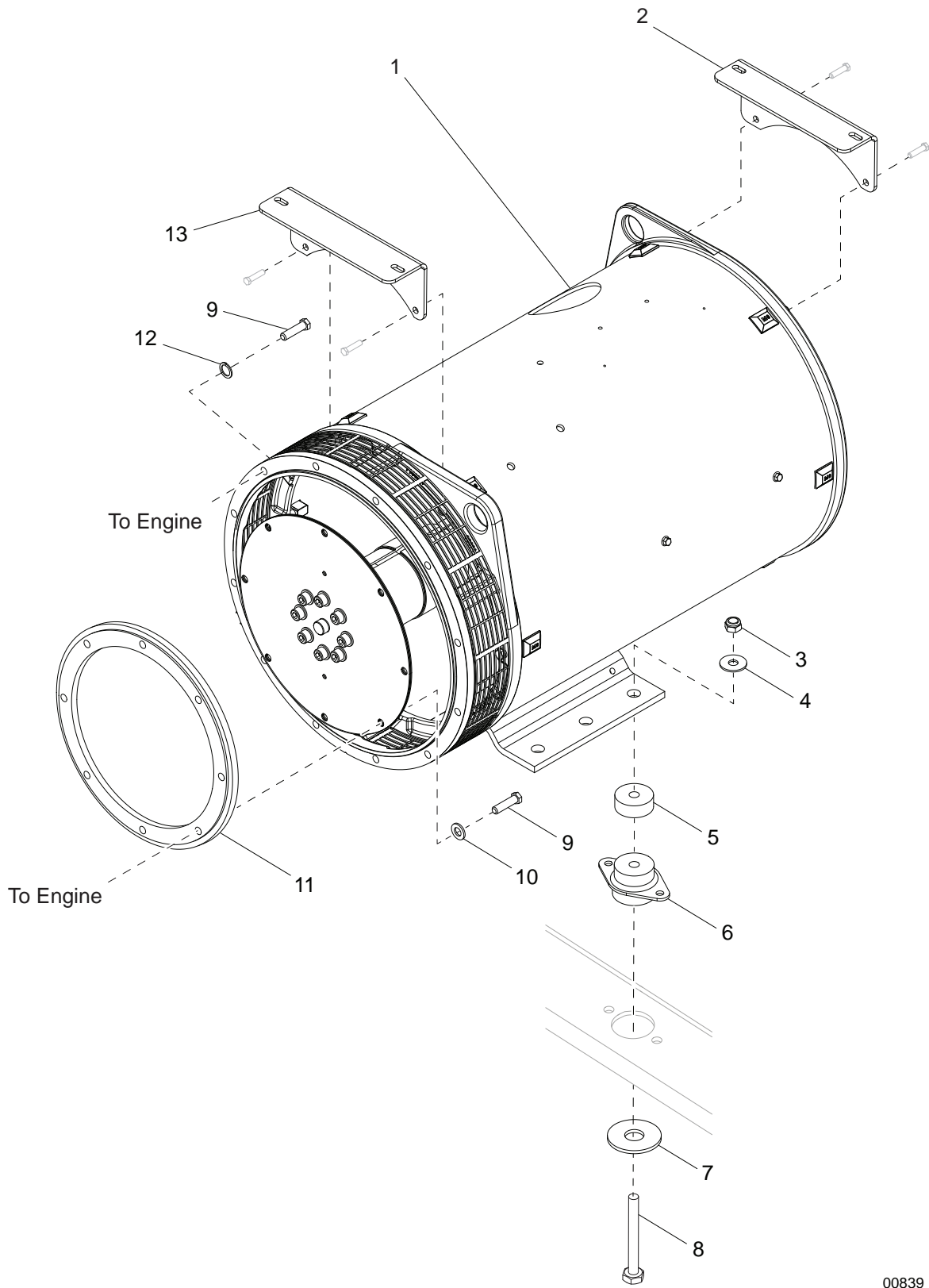


00838

HOTSTART OPTION

Item	Part No.	Qty	Description	Notes
1	50201	1.92 ft	Hose, .625, 200 psi, class A	
2	60365	4	Clamp, hose - SAE 010 (.56-1.06)	
3	37857	1	Fitting, 45° - .375MNPT x .625 barb, brass	
4	25991	2	Fitting, strt - .375FNPT x .250MNPT, brass	
5	37856	1	Fitting, strt - .375MNPT x .625 barb, brass	
6	50201	.46 ft	Hose, .625, 200 psi, class A	
7	60479	4	Screw, .250-20 x 1.0 sflg hex, G5	
8	25938	1	Heater, coolant, 200-300 CI 120V, 1500W/12.5A	
9	60144	4	Nut, .250-20 nylock, G5	
--	38375	1	Cord, extension, 12 gauge, 6 ft, 5-15 Nema	

GENERATOR ASSEMBLY



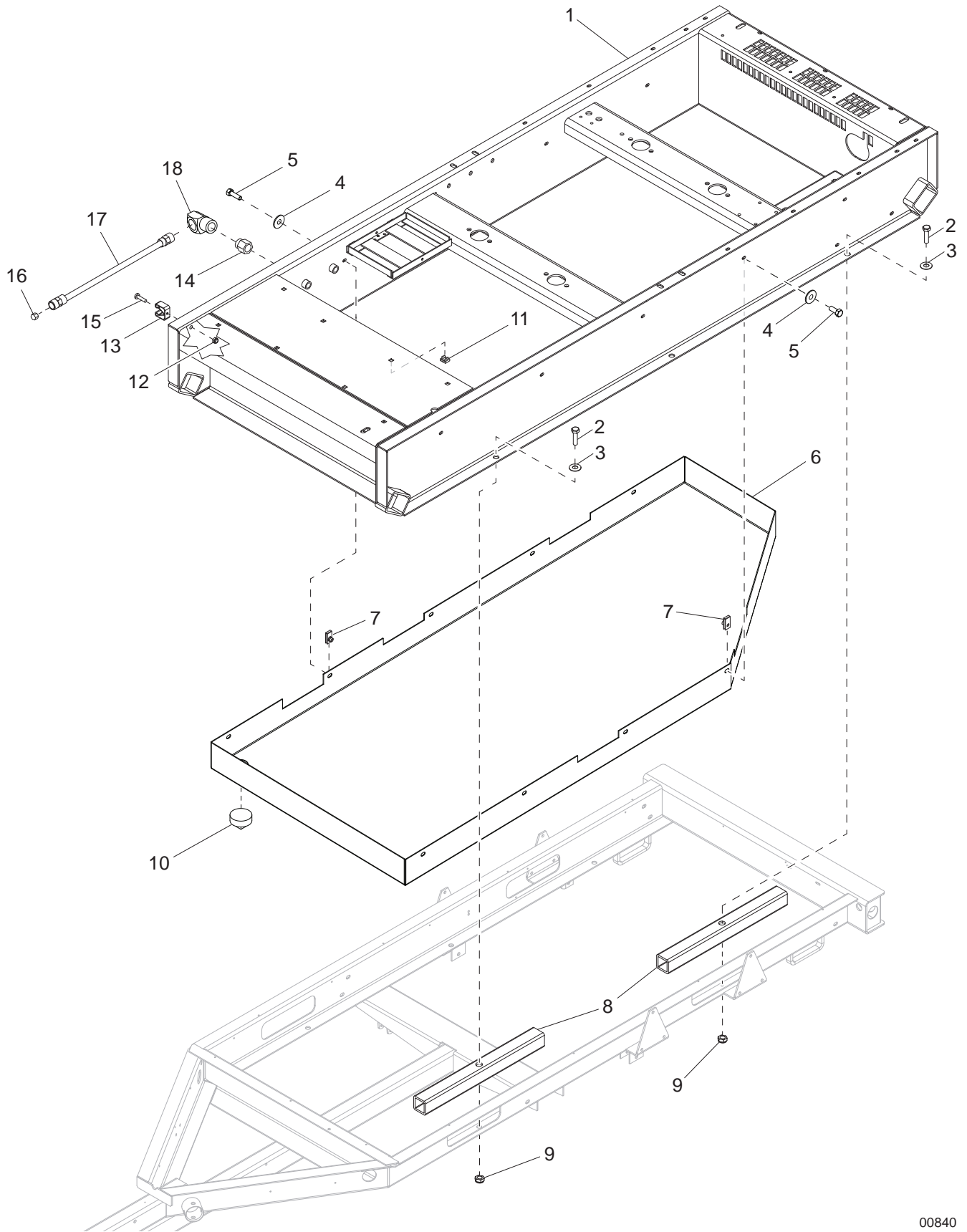
00839

GENERATOR ASSEMBLY

Item	Part No.	Qty	Description	Notes
1	36760	1	Generator, Marathon, 362PSL1606 #3 - 10 in	
2	35306B	1	Bracket, catalyst mount, generator	
3	62221	2	Nut, .500-13 nylock, G5	
4	60416	2	Washer, .500 flat 1.375/.090	
5	10835B	2	Spacer, 2.0 OD x 0.53 ID x 0.75	
6	18083	2	Isolator, rubber - 570/380 lbs	
7	18085	2	Washer, .510 snub - 2.0/.130	
8	61105	2	Screw, .500-13 x 4.50 std hex, G8	
9	60055	20	Screw, M10-1.50 x 35 std hex, G10.9	
10	60151	8	Washer, .375 flat .810/.060	
11	35715	1	Spacer, flex plate	
12	60026	12	Washer, M10 split lock	
13	35307B	1	Bracket, catalyst mount, engine	
--	68102	1	Harness, PMG field connection	
--	36785	1	Assembly, generator	

Note: Engine and generator parts used in all Magnum Power Products LLC equipment carry the Original Equipment Manufacturer (OEM) warranty unless otherwise stated. OEM warranty parts must be purchased through an OEM dealer. Please contact Magnum Power Products LLC with questions.

SKID ASSEMBLY

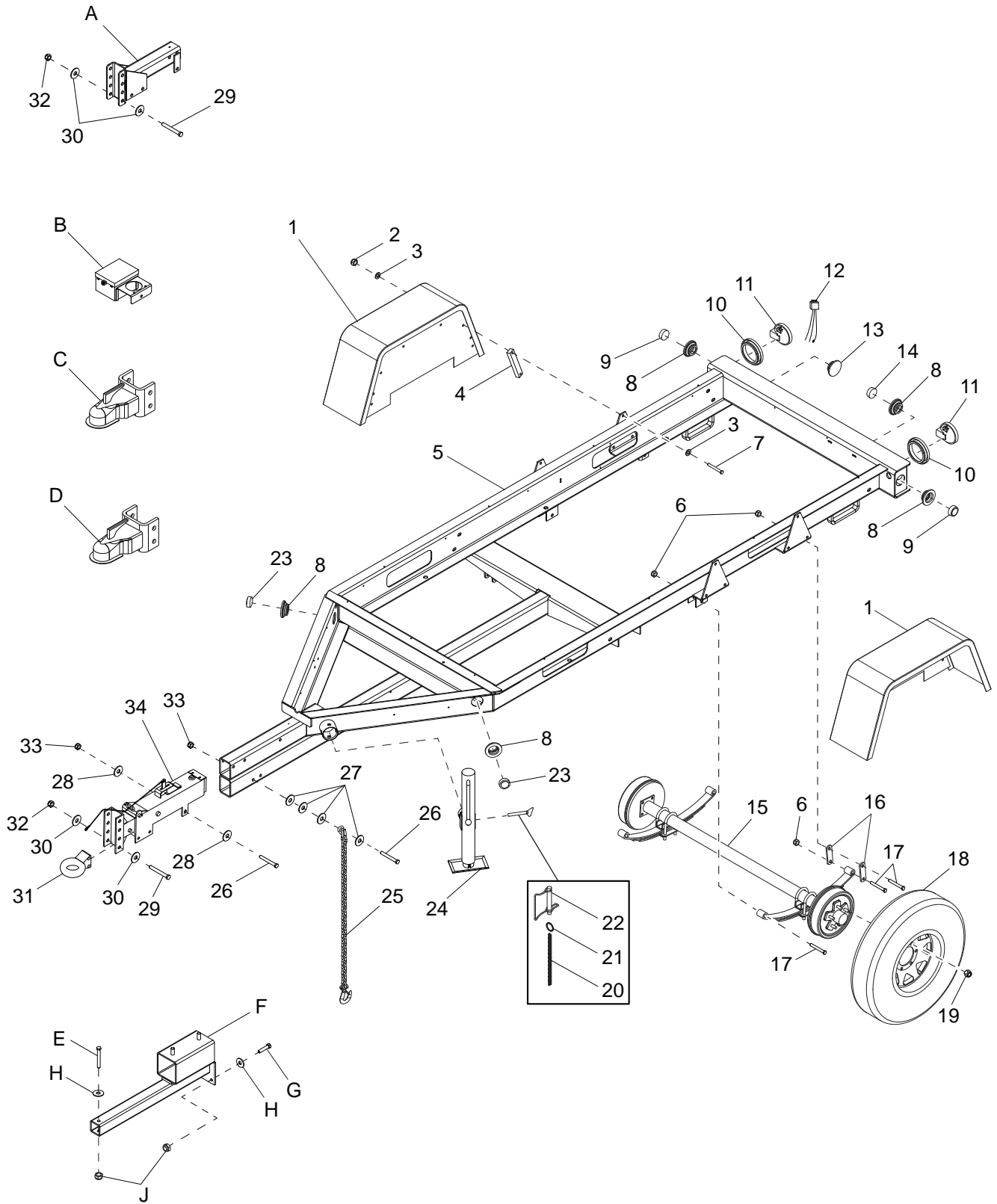


00840

SKID ASSEMBLY

Item	Part No.	Qty	Description	Notes
1	36536B	1	Weldment, skid	
2	60519	4	Screw, .625-11 x 3.5 std hex, G8	
3	60521	4	Washer, .625 flat 1.743/.108	
4	60452	9	Washer, .313 flat 1.125/1.0 bonded rubber, SS	
5	60507	9	Screw, .312-18 x 1.0 std hex, SS	
6	36674B	1	Pan, containment	
7	60505	9	Nut, .312-18 U-clip - long type	
8	35754B	4	Spacer, skid	
9	60240	4	Nut, 10-32 nylock, G5	
10	61000	1	Fitting, plug, 2.0NPT square drive	
11	63289	8	Nut, .312-18 cage	
12	60061	2	Nut, 10-32 nylock	
13	19041	2	Clip, spring holder	
14	22570	2	Fitting, str - .500MNPT x .375FNPT	
15	60398	2	Screw, 10-32 x .500 pan phil, SS	
16	19300	2	Fitting, pipe - .375FNPT cap hex	
17	19168	2	Assembly, hose, radiator drain	
18	15396	2	Fitting, 90° - .375MNPT x .375FNPT, brass	

TRAILER ASSEMBLY - SINGLE AXLE



TRAILER ASSEMBLY - SINGLE AXLE

Item	Part No.	Qty	Description	Notes
1	22743B	2	Fender, single wheel	
2	60303	8	Nut, .312-18 nylock, G2	
3	60340	16	Washer, .312 flat .875/.040, SS	
4	23500B	4	Bracket, fender extension	
5	30415B	1	Weldment, trailer, single axle	
6	60504	6	Nut, .562-18 lock, G5	
7	60785	8	Screw, .312-18 x 2.0 std hex, SS	
8	66394	6	Grommet, sealed beam light, rubber 2.0 in	
9	66703	2	Light, clearance, 2.0 in., no grommet - red LED	
10	10221	2	Grommet, rear light, rubber 4.5 in	
11	66701	2	Light, rear tail/turn, round, no grommet - LED	
12	10222	2	Plug, rear light, 3-wire w/grommet	For turn/tail lights
13	62161	1	Plug, hole, 2.25 dia	
14	66704	2	Light, utility, 2.0 in., no grommet - clear LED	
15	Page 74	1	Assembly, axle	
16	19637	4	Plate, shackle bracket, 3.125 in	
17	60503	6	Screw, shackle - .562-18 x 3.0 std hex, G5	
18	30389	2	Wheel, ST225/75R15, 2800 lb	
19	60096	12	Nut, .500-20 lug, G5	
20	60707	.67 ft	Chain, sash - #8, SS	
21	60706	1	Ring, split-1.0, SS	
22	23256	1	Pin, jack - 2000 lb, tube mounted	
23	66702	2	Light, clearance, 2.0 in., no grommet - amber LED	
24	11978	1	Jack, side wind - 2000 lb, tube mounted	
--	13050	1	Assembly, jack, side wind - 2000 lb, tube mounted	Items 20 - 22, 24
25	23367	2	Chain, safety - 7800 lbs rated	
26	60376	5	Screw, .500-13 x 4.50 std hex, G5	
27	60416	8	Washer, .500 flat 1.375/.090	
28	60309	6	Washer, .500 flat 1.060/.090	
29	60239	2	Screw, .625-11 x 5.0 std hex, G5	
30	60193	4	Washer, M16 flag	
31	19335B	1	Coupler, lunette ring - 3.0 ID adjustable, 2000 lb	
32	60240	6	Nut, .625-11 nylock, G5	
33	62221	5	Nut, .500-13 nylock, G5	
34	40529	1	Actuator, hyd surge brake - adjustable, 7500 lb	
--	66770	1	Harness, trailer	
--	43474	1	Harness, wire, 2 ft, 4 con, 18 GA	

OPTIONAL FEATURES

Electric Brake:

A	19379B	1	Weldment, hitch electric - 4 position adjustable
B	19417	1	Breakaway kit
--	65746	1	Harness, electric brake

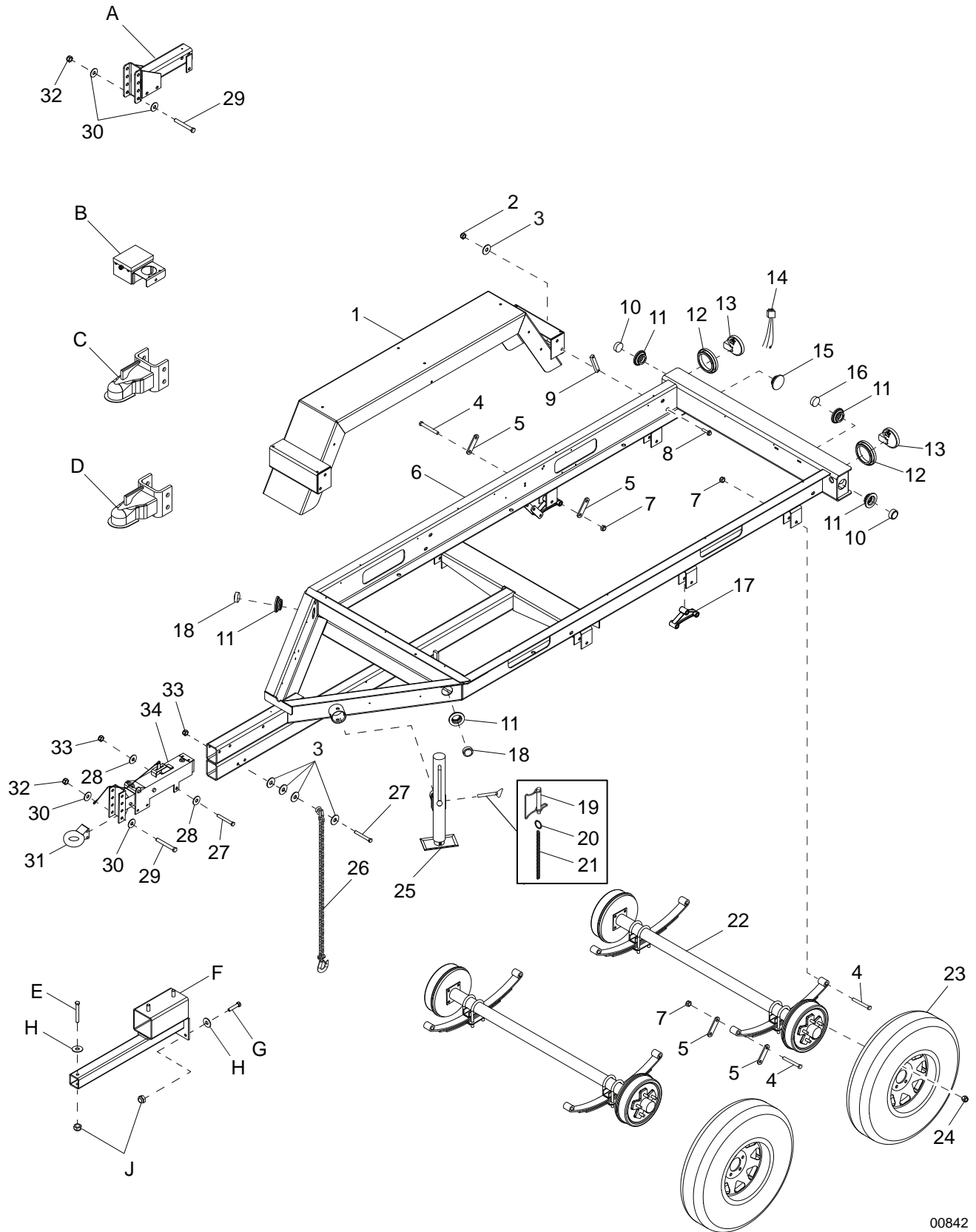
Adjustable Couplers:

C	19519	1	Coupler, 2.31 in. ball
D	19518	1	Coupler, 2.0 in. ball

Spare Tire Carrier:

E	61999	1	Screw, .375-16 x 3.50 std hex, SS
F	24534B	1	Weldment, spare tire carrier
G	60817	2	Screw, .375-16 x 1.50 std hex, SS
H	60698	3	Washer, .375 flat .875/.040, SS
J	60792	3	Nut, .375-16 nylock, SS

TRAILER ASSEMBLY - TANDEM AXLE



00842

TRAILER ASSEMBLY - TANDEM AXLE

Item	Part No.	Qty	Description	Notes
1	23141B	2	Weldment, fender	
2	60303	8	Nut, .312-18 nylock, G2	
3	60416	16	Washer, .312 flat .875/.040, SS	
4	60503	14	Screw, shackle - .562-18 x 3.0 std hex, G5	
5	19637	8	Plate, shackle bracket - 3.125 in	
6	30456B	1	Weldment, trailer frame	
7	60504	14	Nut, .562-18 lock, G5	
8	61103	8	Screw, .500-13 x 1.75 sflg hex	
9	23500B	4	Bracket, fender extension	
10	66703	2	Light, clearance, 2.0 in., no grommet - red LED	
11	66394	6	Grommet, sealed beam light, rubber 2.0 in	
12	10221	2	Grommet, rear light, rubber 4.5 in	
13	66701	2	Light, rear tail/turn, round, no grommet - LED	
14	62161	1	Plug, hole, 2.25 dia	
15	10222	2	Plug, rear light, 3-wire w/grommet	For turn/tail lights
16	66704	2	Light, utility, 2.0 in., no grommet - clear LED	
17	40545	2	Equalizer, tandem axle, 5.625 centers	
18	66702	2	Light, clearance, 2.0 in., no grommet - amber LED	
19	23256	1	Pin, jack - 2000 lb, tube mounted	
20	60706	1	Ring split, 1.0, SS	
21	60707	.67 ft	Chain, sash - #8, SS	
22	Page 74	2	Assembly, axle	
23	15540	4	Wheel, ST205/75R15, 1598 lb	
24	60096	20	Nut, .500-20 lug, G5	
25	11978	1	Jack, side wind - 2000 lb, tube mounted	
--	13050	1	Assembly, jack, side wind - 2000 lb, tube mounted	Items 19 - 21, 25
26	23367	2	Chain, safety, 7800 lbs rated	
27	60376	5	Screw, .500-13 x 4.50 std hex, G5	
28	60309	6	Washer, .500 flat 1.060/.090	
29	60239	2	Screw, .625-11 x 5.0 std hex, G5	
30	60193	4	Washer, M16 flat	
31	19335B	1	Coupler, lunette ring - 3.0 ID adjustable, 2000 lb	
32	60240	2	Nut, .625-11 nylock, G5	
33	62221	5	Nut, .500 flat 1.375/.090	
34	40529	1	Actuator, hyd surge brake - adjustable, 7500 lb	
--	66770	1	Harness, trailer	

OPTIONAL FEATURES

Electric Brake:

A	19379B	1	Weldment, hitch electric - 4 position adjustable
B	19417	1	Breakaway kit
--	65749	1	Harness, electric brake - tandem

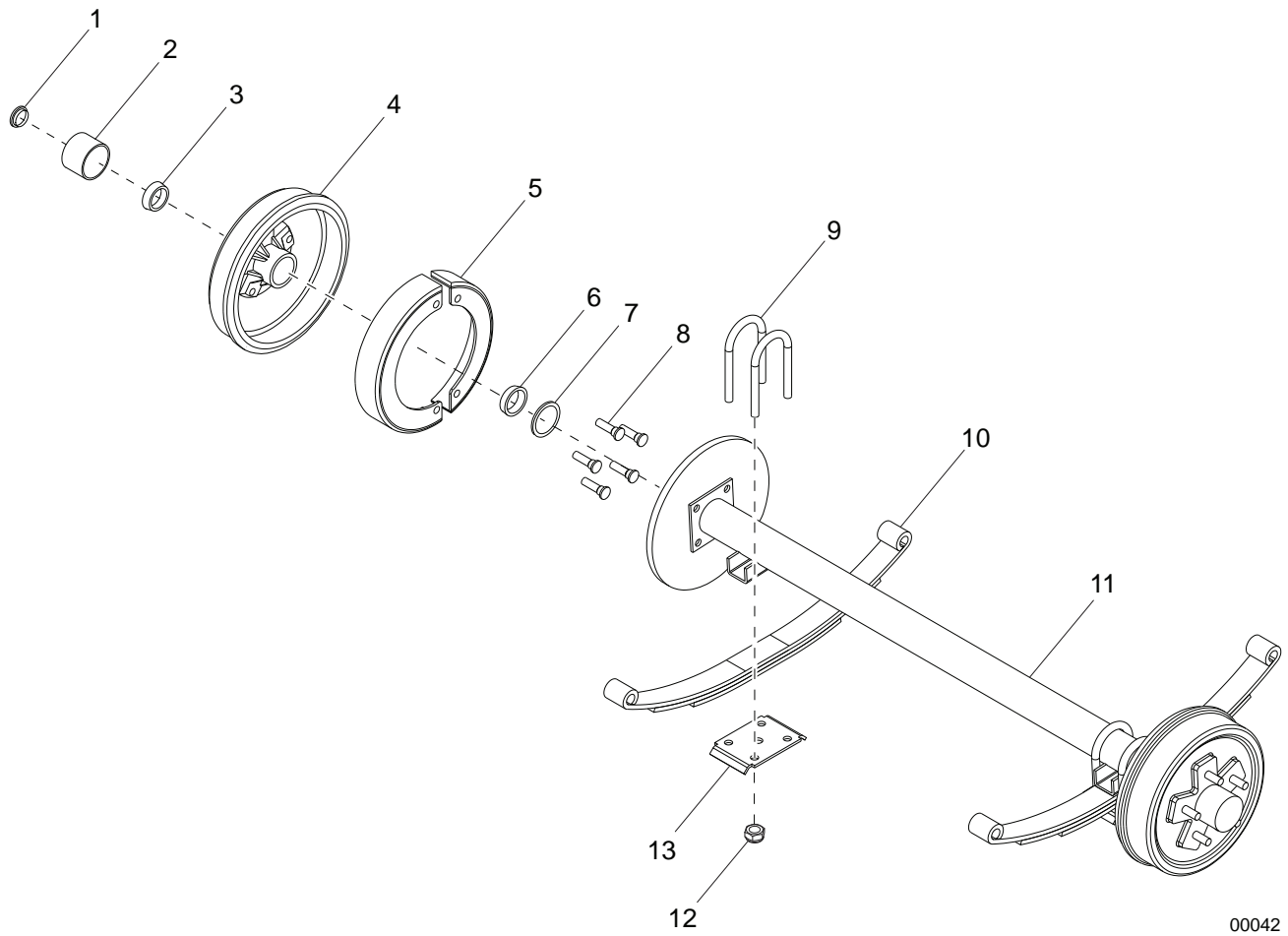
Adjustable Couplers:

C	19519	1	Coupler, 2.31 in. ball
D	19518	1	Coupler, 2.0 in. ball

Spare Tire Carrier:

E	61999	1	Screw, .375-16 x 3.50 std hex, SS
F	24711B	1	Weldment, spare tire carrier
G	60817	2	Screw, .375-16 x 1.50 std hex, SS
H	60698	3	Washer, .375 flat .875/.040, SS
J	60792	3	Nut, .375-16 nylock, SS

AXLE ASSEMBLY



00042

AXLE ASSEMBLY

Item	Part No.	Qty	Description	Notes
1	11254	2	Plug, grease cap, zerk	
2	23170	2	Cap, grease	
3	26585	2	Bearing, outer hub	
4	40958	2	Hub/brake drum, 3500 lb	
5	26571	1	Surge brake assembly, LH	
	26572	1	Surge brake assembly, RH	
6	26576	2	Bearing, inner hub	
7	26575	2	Seal, inner grease, 2.125 in	
8	60963	10	Stud, wheel, .500-20, 5000 lb	
9	40875	4	U-bolt, axle	
10	27137	2	Spring, 6000 lb axle	
11	30421	1	Axle, 6000 lb surge	
12	11203	8	Nut, axle (U-bolt), 2200 lb	
13	40874	2	Tie plate, axle	

OPTIONAL FEATURES

Single Axle - Electric Brake:

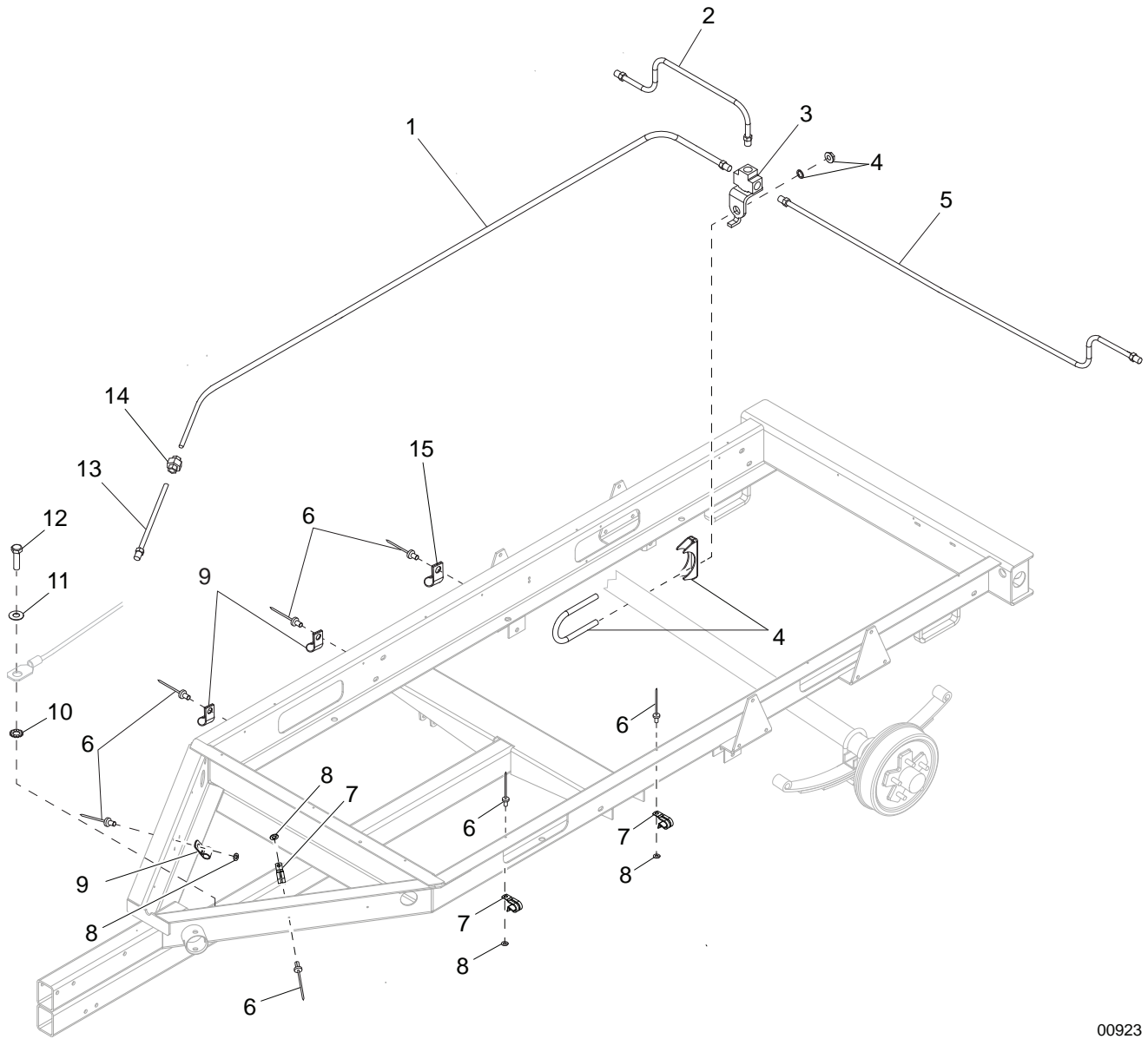
-- 33063 1 Axle, 6000 lb electric

Tandem Axle:

-- 33061 1 Axle, 3500 lb surge

-- 33062 1 Axle, 3500 lb electric

TRAILER BRAKE LINES - SINGLE AXLE

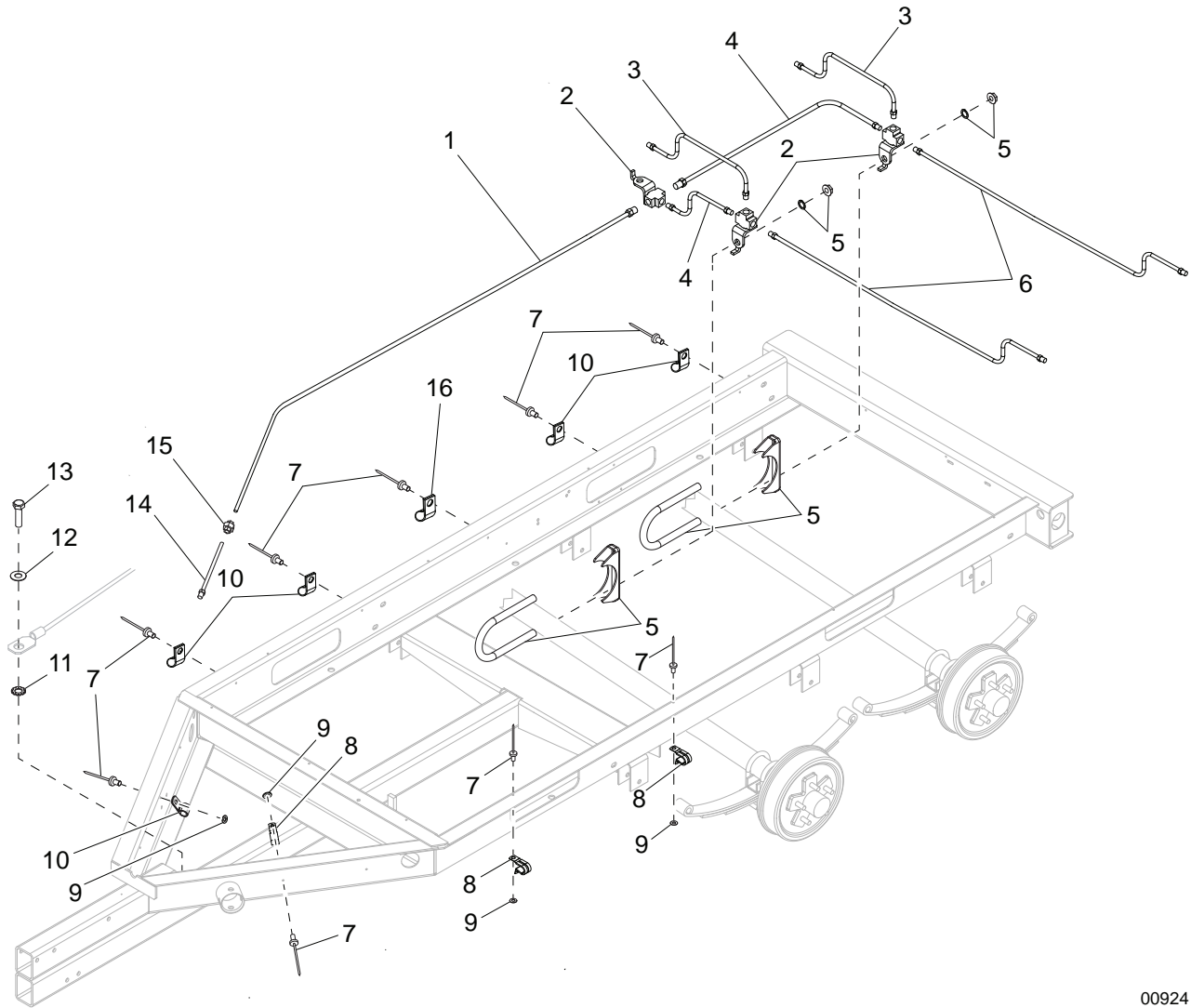


00923

TRAILER BRAKE LINES - SINGLE AXLE

Item	Part No.	Qty	Description	Notes
1	23250	1	Hose, brake - .188 x 94.0 male/male	
2	40495	1	Line, brake - .188 x 20.0	
3	19252	1	Fitting, strt - .188 brake line T-w/bracket	
4	18821	1	Clamp, muffler - 3.0	
5	40493	1	Line, brake - .188 x 40.0	
6	61155	17	Rivet, .188 dia x .438 to .750 grip	
7	16143	11	Clamp, tubing - .500	
8	60237	11	Washer, #10 flat .495/.036	
9	15626	5	Clamp, tubing - .375, light duty	
10	60053	1	Washer, .375 external star	
11	60698	1	Washer, .375 flat .875/.040, SS	
12	60353	1	Screw, .375-16 x 1.0 flg hex, G2, self tapping	
13	40817	1	Hose, brake - .188 x 33.0 male/male	
14	22339	1	Fitting, strt - .188 brake line coupler	
15	61010	1	Clamp, tubing - .375 heavy duty	

TRAILER BRAKE LINES - TANDEM AXLE



00924

TRAILER BRAKE LINES - TANDEM AXLE

Item	Part No.	Qty	Description	Notes
1	23250	1	Hose, brake - .188 x 94.0 male/male	
2	19252	3	Fitting, strt - .188 brake line T-w/bracket	
3	40495	2	Line, brake - .188 x 20.0	
4	40817	2	Hose, brake - .188 x 33.0 male/male	
5	18821	2	Clamp, muffler - 3.0 heavy duty	
6	40493	2	Line, brake - .188 x 40.0	
7	61155	20	Rivet, .188 dia x .438 to .750 grip	
8	16143	13	Clamp, tubing - .500	
9	60237	16	Washer, #10 flat .495/.036	
10	15626	7	Clamp, tubing - .375 light duty	
11	60053	1	Washer, .375 external star	
12	60698	1	Washer, .375 flat .875/.040, SS	
13	60353	1	Screw, .375-16 x 1.0 flg hex, G2	
14	40818	1	Hose, brake - .188 x 12.0 male/male	
15	22339	1	Fitting, strt - .188 brake line coupler	
16	61010	1	Clamp, tubing - .375 heavy duty, .375 bolt	

RECOMMENDED SPARE PARTS LIST

ENGINE

Actuator, Bosch 60 governor	34742
Alternator, engine, DC - Generac 9 Liter	35167
Belt, serpentine - 46.48 in.....	35207
Filter, air cleaner	26465
Fan, 22 in. dia, 10 blade, pusher	35741
Filter, oil	35178
Hose, radiator - lower	36852
Hose, radiator - upper.....	36851
Kit, blankets	37035
Magnetic pickup - 3/8 in.....	34913
Muffler.....	36673
Oil level controller, Kenco	30930
Probe, coolant level	35176
Sensor, O ₂	35172
Starter, 5.7L/7.4L GM	35166
Starter bolt	35223
Solenoid, fuel shutoff - 24V.....	34731
Thermostat, 195°	35235
Temperature sender.....	35236

ELECTRICAL

Board, relay - 12VDC	35160
Board, relay - engine harness	37563
Breaker, 20A/240V, 1 pole push button, 90° left.....	65872
Breaker, 200A, FG3200S18	65565
Breaker, DPE, 4.5A	35161
Controller, H-Panel, programmed.....	35156
Diode assembly	35865
Diode, bridge	35159
Driver, AVR	35157
Driver, Bosch	35158
Fuse, 10A, blade type.....	65211-10
Fuse, 15A, blade type.....	65211-15
Receptacle, 20A/120V GFI.....	14130
Switch, E-stop operator	65470
Transformer, current - 150A (no bracket)	35864
Transformer, interface.....	35154

TRAILER

Chain, safety - 7800 lb rated	23367
Grommet, sealed beam light	66394
Grommet, rear light.....	10221
Jack assembly, 2000 lb side wind.....	13050
Light, clearance, 2.0 in. - amber LED (no grommet)	66702
Light, clearance, 2.0 in. - red LED (no grommet)	66703
Light, rear tail/turn, round 4 in. LED (no grommet)	66701

